

Wasatch Quilting Newsletter

Digitizedquiltingpatterns.com

Original designs by Nancy Haacke

Saturday, March 01,


Special points of interest:

Start watching your club downloads closely we are going to start including different folders in your downloads, one for individual pdf's of patterns, one for any updates from the months before, one for your

Congratulations !

To Pam Knight and Connie Tiefel in Arizona, they won Best of Show at the "HSQG" competition, for their quilt Tropical Encounter. Connie pieced, Pam quilted and Wasatch Quilting designed the patterns for the quilt... pictures of the quilt can be seen on our website in the pdf for March Masters club Patterns Others will be posted shortly.

Changes for Wasatch Quilting




Dahlia E2E March 2014

I mentioned that we would have some changes in 2014, a couple of them are in the works we would like to tell you about...

1. There is a new section on the top left of the main page of the web site. It is a category for all new patterns that have been put on the site in the last 60 days we are still tweaking this, but take a look and give us your input.
2. We are adding a library section this section will contain all updates to patterns there have been when you login to the site if you have purchased a pattern the site

will keep track and allow you to download any new update there has been to that pattern. This change is almost ready.

3. We are adding a new club. It will be an Edge to Edge club and will be called "**The Artisan club**". It will cost \$15.00 a month. You will receive 4 of the Edge to Edge patterns that are in the Masters club. 4 borders to match and at least 4 blocks depending on the motif's in the E2E's. it will be a minimum value of \$140.00 for the club price of \$15.
4. My Husband **Brent** will be working with me. He will be answering emails and phone calls from time to time. Please be gentle with him as we train him as to the way we like things done. And as usual I will always be there when you need me...



Wasatch Quilting—digitizedquiltingpatterns.com

Designed By—Nancy Haacke 801-546-3929

All patterns copyright © protected

Email; nhaacke@comcast.net

PDF of March 2014 Masters Club Patterns


There are 47 patterns in this month




<http://www.digitizedquiltingpatterns.com>

All patterns designed, digitized and owned by Nancy Haacke ©

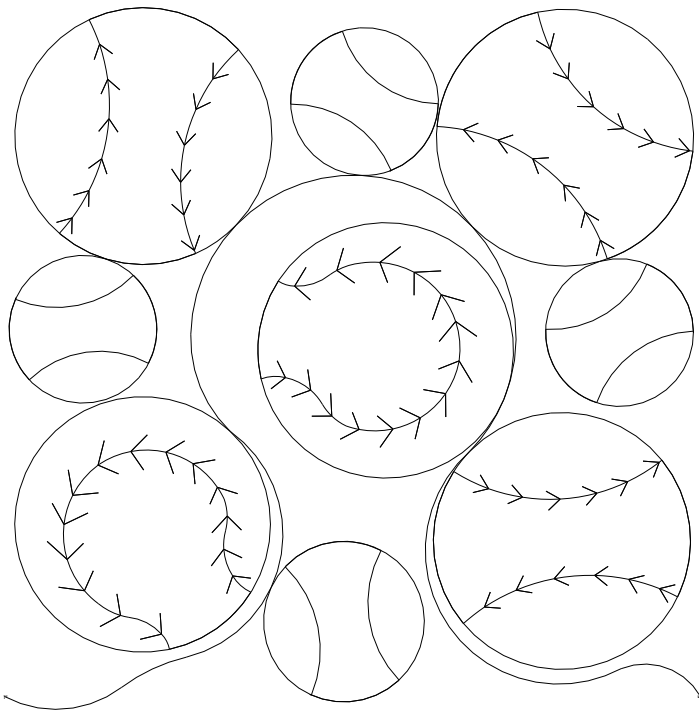
All copy right laws apply



Spring flowers E2E 2014




Rubber Ducks E2E




Baseball E2E




Tulip E2E




Leaves E2E 2014




Dahlia E2E




Anchors Away E2E




TE Tropical
Bdr Cnr 3




TE Tropical Bdr 3




TE Corner Tri




TE P2P Blk




TE Bdr 4



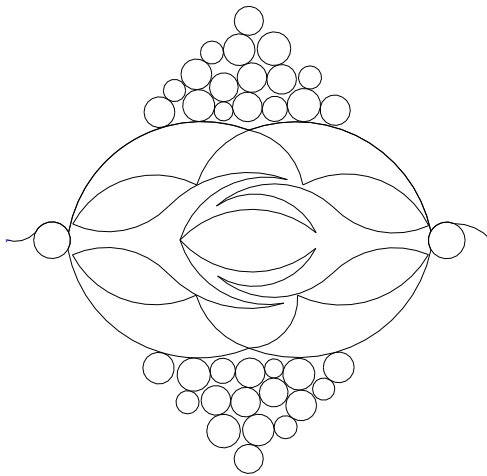
TE P2P Blk




TE 2 Bdr
Cnr



TE 2 Bdr




Tropical Encounter Ribbon Bdr




Tropical Encounter Dia.


This is a pattern on its own you can accomplish the same thing using 2 of these




TE 4 X 4 P2P Tri




TE 8 Ptd Star Blk



TE 8 inch Tri P2P or Bdr




Dia 3 x 6
P2P
feathers 4



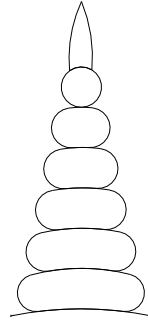
Dia 3 x 6
P2P
feathers 5




Compass
half spike




Compass
spike 4
P2P



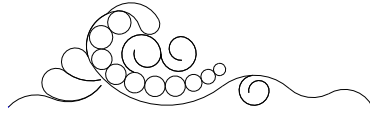
Compass
spike
Ovals P2P



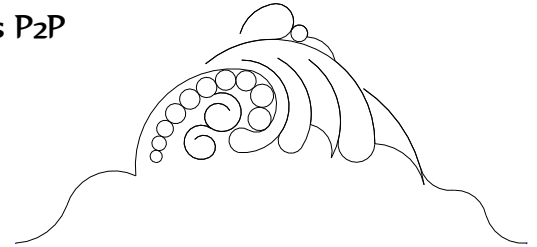
Rubber Duck Blk




Compass Qtr 720




Compass P2P half Corner 720



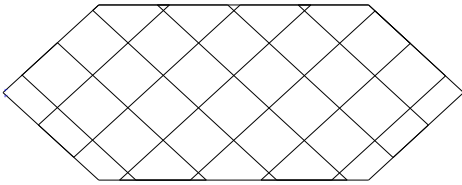
Compass P2P Corner 720




Dahlia 2 Blk




Arizona Cactus P2P Tri Bdr




Crosshatch polygon 218




Feathers and Curls
polygon 218




Arizona Cactus Tri P2P 1




Arizona Cactus Blk 1



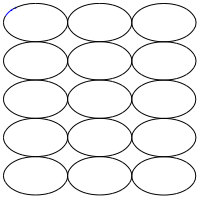
Curls polygon



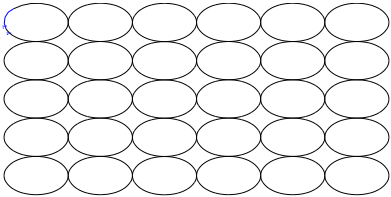
Compass spike wide



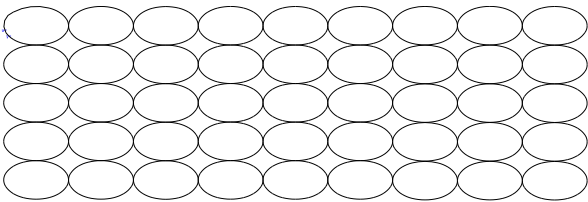
Arizona Cactus Tri P2P 2



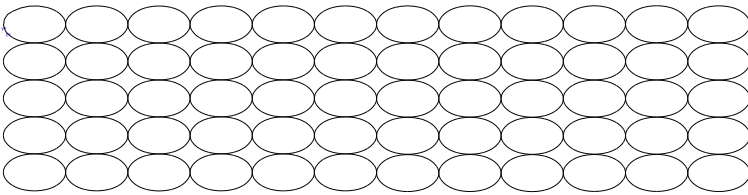
Oval fill 2 x 2



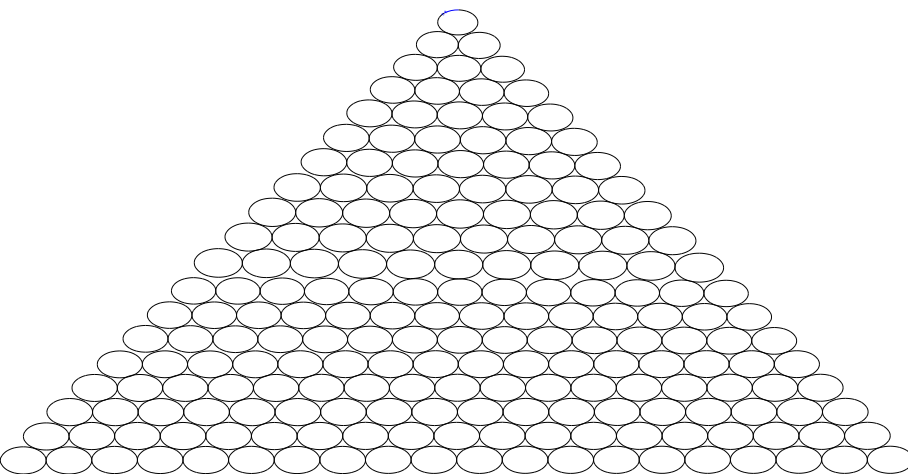
Oval fill 2 x 4



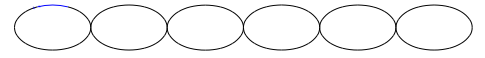
Oval fill 2 x 6



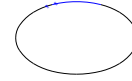
Oval fill 2 x 8



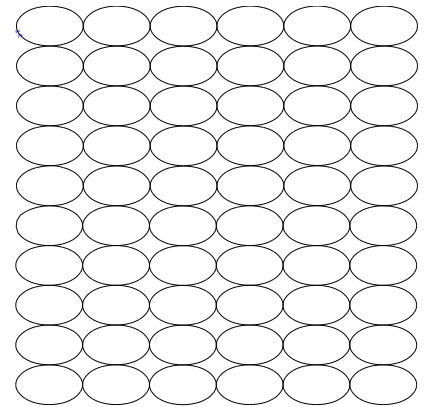
Oval fill lg Tri 13.5 X 7



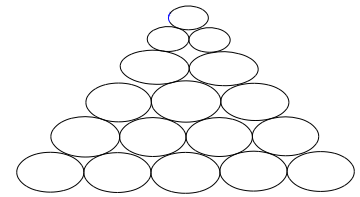
Oval fill single X 4



Single oval




Oval fill 4 x 4



Oval fill Sm Tri 3.5 X 2

Quilt patterns for the table topper called, Arizona Cactus,
by Judy Niemeyer quilt patterns by Nancy Haacke
... all rights reserved and all copyright laws apply...

The border is done with P2P Triangle pieces on top and
bottom to fit the mitered corner




Sample of compass block patterns see the set called
Naniboujou on the website
Digitizedquiltingpatterns.com

20 X 20 Block

19 inch outer compass

10 inch inner circle



Tropical Encounter was pieced by Connie Tiefel and Quilted

by Pam Knight all quilting patterns were designed for this quilt by Nancy Haacke .

This quilt won Best of Show at the HSQG (Hummingbird Stitches Quilt guild) Annual Show

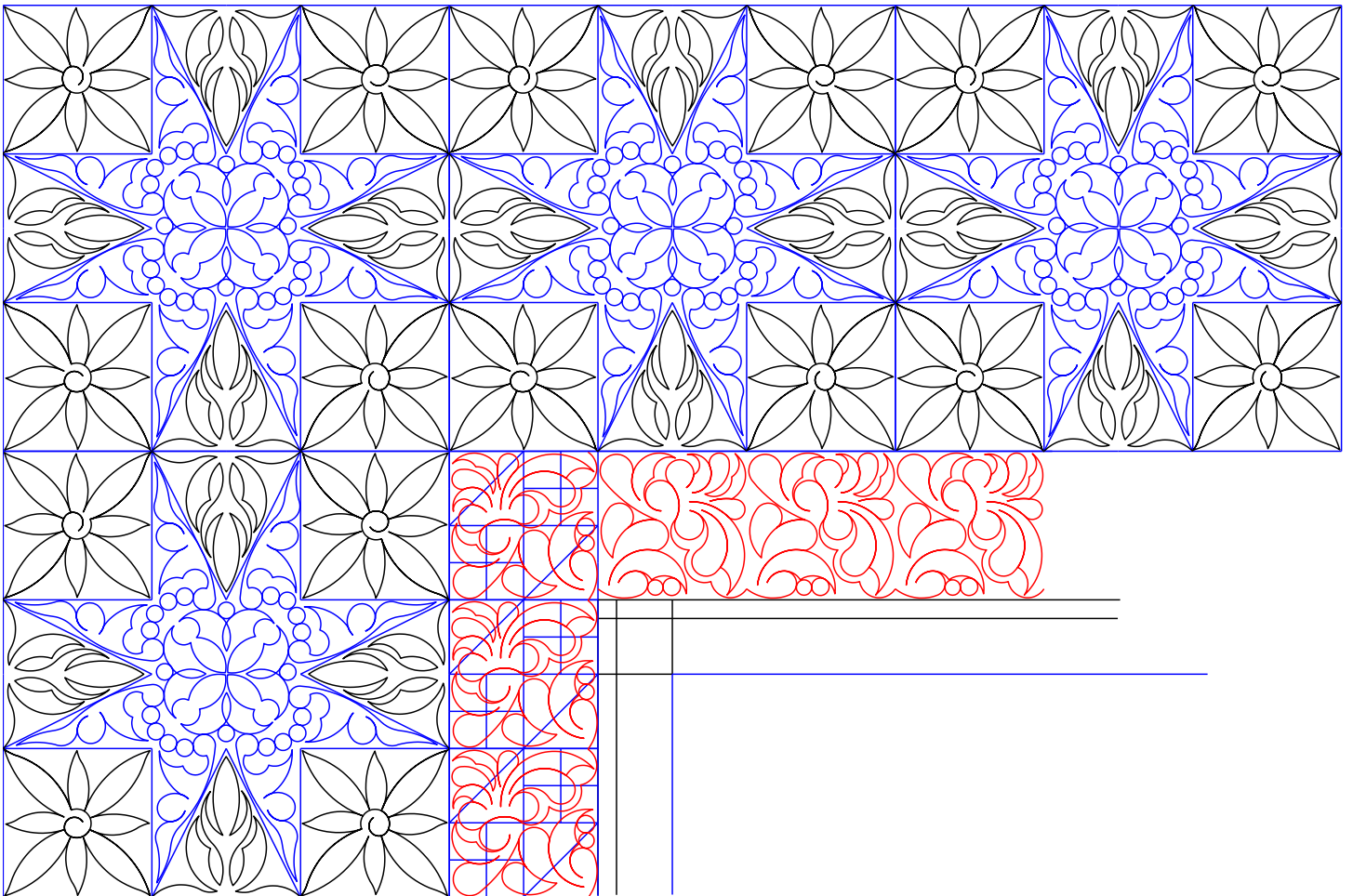

in Sierra Vista AZ.

CONGRATULATIONS Pam and
Connie







Tropical Encounter





Tropical Encounter





Tropical Encounter



Tropical Encounter Borders

