

Download instructions for the Wasatch Quilting Website Patterns

Once you have purchased a pattern from our site you will immediately be emailed a receipt. On the bottom of that receipt will be a link with the name of what you ordered. If you ordered several patterns there will be several links.

Download Information

[\(Click on this link or the link that gives the name of the pattern \(s\) you bought\)](#)

Your order contains products that can be downloaded
Please click the link to begin the download

Owls Damask E2E - <http://digitizedquiltingpatterns.com/shop/download/process/e69cc5a4bb0b789e6218ea7080fe7ca491dd2584/>

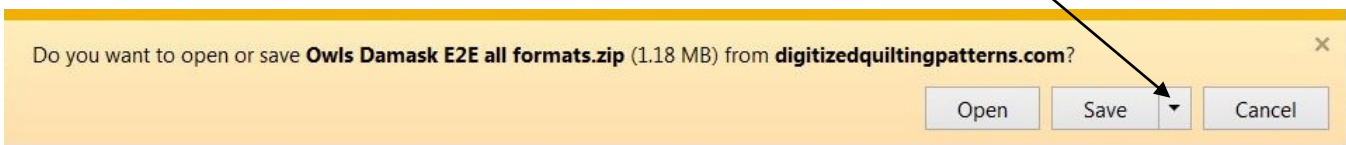
It will take you back to Wasatch Quilting where you will find the link to the patterns—click on this.

• Home
Downloading of **Owls Damask E2E** will commence after clicking the link below:

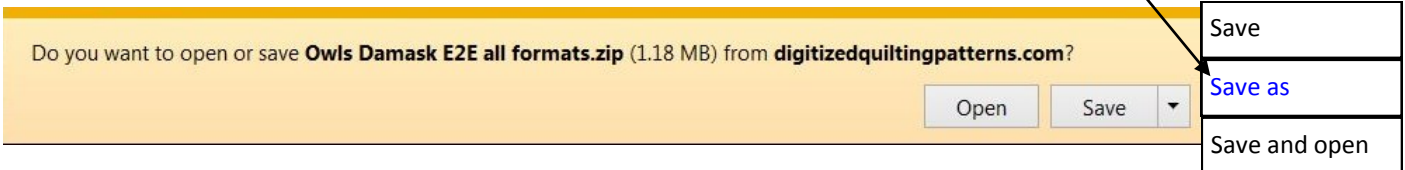
Owls Damask E2E

Once you click the link, the download will be counted. If you have trouble with the download, please refresh your browser and try the download again

And you will get this pop up box at the bottom of your computer Then you want to click on the down arrow next to save;



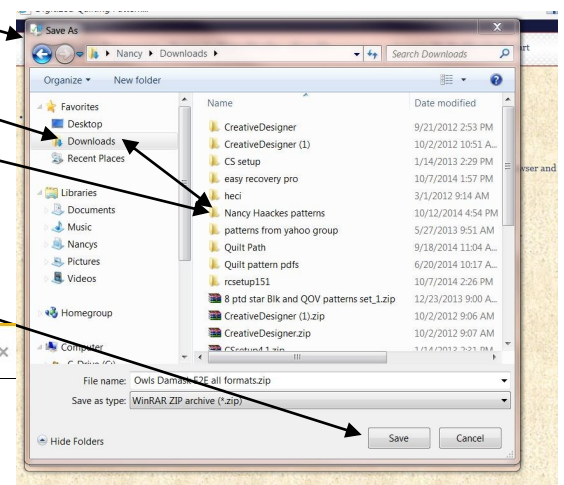
You should see this option—you want to click on save as



When you click on save as, you should see something similar to this.

Notice that it will usually have Downloads highlighted

This is where you can either make a file for each Designer you buy from so you can put their patterns in a file marked for them, in this case the “Nancy Haacke Patterns” file is under the Downloads folder. If this is where you want to put the download, then click on the save button. It will change to a button that says open when you click on the open button it will change back to save. Click on the Save. At the bottom of your page you should see this:



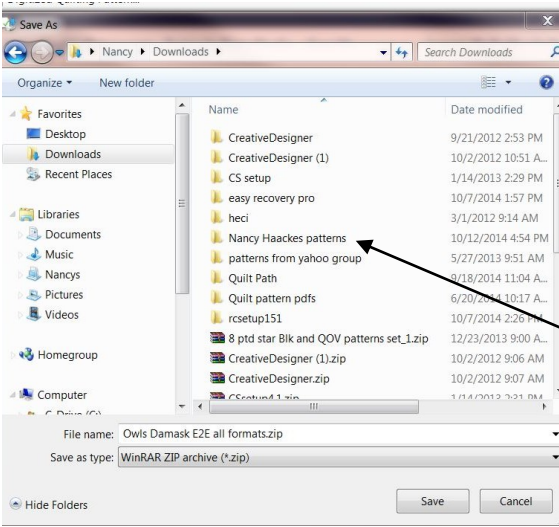
The Sea shell E2E all formats.zip download has completed. Open Open folder View downloads

When you get to this point do not click on anything! Close everything. Now go to your desktop. If you have a computer icon double click on it and open it. If you do not have this icon on your Desktop then click on the start button In the bottom left corner of your desktop then on computer.

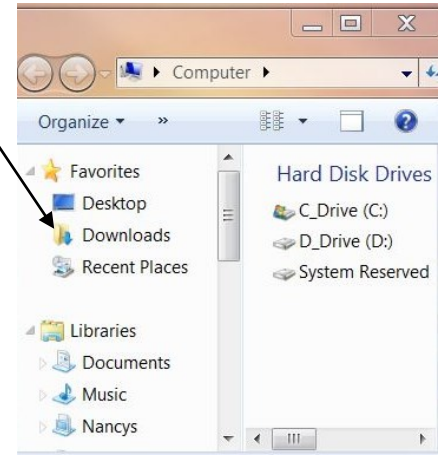


Continued on next page

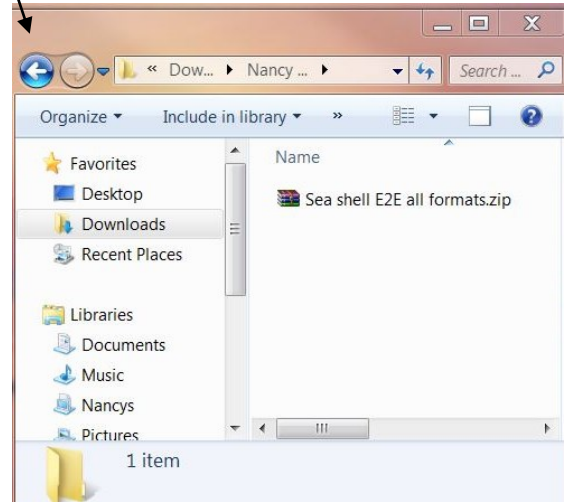
This is what you will see after the previous step. You will now click on the downloads button you may have to scroll up to see it.



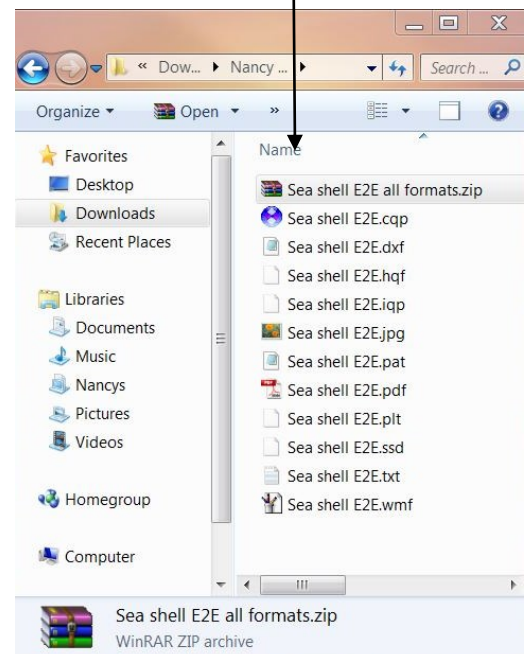
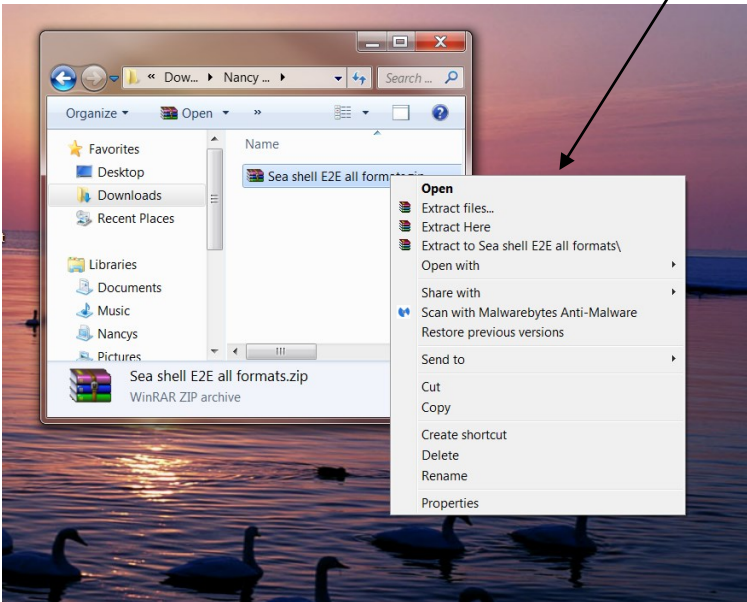
After you click on the downloads button you will see this: Now you can Double click on where it says Nancy Haacke Patterns and you will see this:



When you get to this window right click on the file you downloaded and you will see this window:



Now left click on **Extract Here** and your files will be extracted or unzipped to this location. This is what your file should now look like and you can take the extracted file to your quilting computer.....



Good luck and give us a call if you have any questions!

Brent and Nancy Haacke

Wasatch Quilting 801-546-3929

digitizedquiltingpatterns.com