

Wasatch Quilting—digitizedquiltingpatterns.com

Designed By—Nancy Haacke 801-546-3929

All patterns copyright © protected

Email; nhaacke@comcast.net

Merry
Christmas

PDF of December 2013 Masters Club Patterns

There are 51 patterns in this set




<http://www.digitizedquiltingpatterns.com>

All patterns designed, digitized and owned by Nancy Haacke ©


All copy right laws apply




Teddy bear E2E




Christmas tree modern
2013 E2E



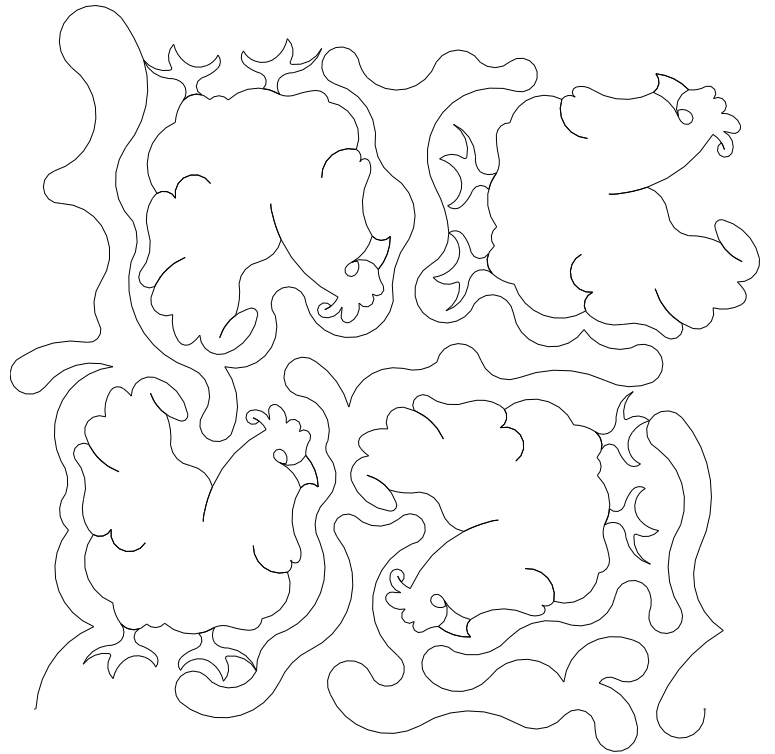
Snowflake E2E 2013 simple




Snowflake E2E 2013 E2E




Chicken E2E



Chicken E2E Simple




Western boots E2E





Beer or Soda mug E2E

Covered Wagon EzE

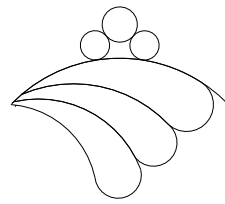


Gingerbread table runner 16 X 60 quilts out all at once including the 2 outside borders







Block 907




P2P feather
pearl Sq. on Pt.



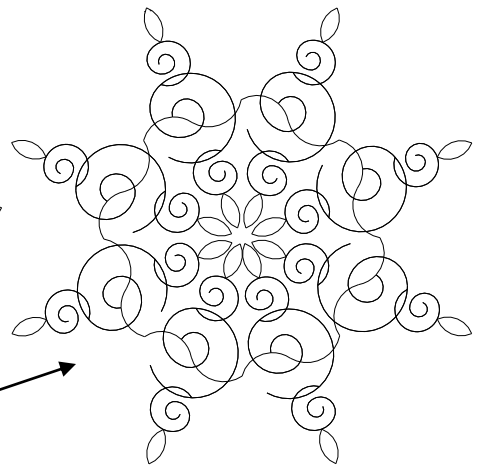
P2P feather triangle



Diamond
2 x 5 P2P
curls 2
Great for
diamond
shapes or
star blocks




Diamond Star blk curls half





Diamond 8 ptd Star blk curls


These blocks are put together for you for those machines that do not have the capability of




Diamond 6 ptd Star blk curls




These are great for Judy Niemeyer's quilt, Japanese Fan, or compass quilts, or other quilts see layout idea using this block on following pages




Japanese Fan or
compass blk 1115



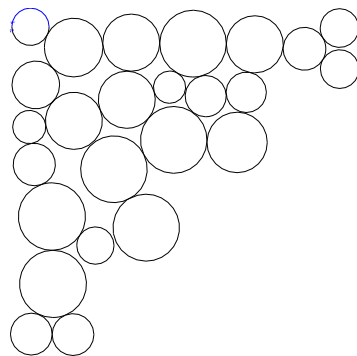
Japanese Fan or
compass blk 1116




Japanese Fan or
compass blk 1116A



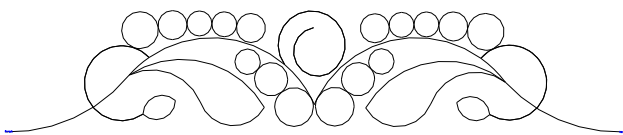
Spool Blk P2P




LC 4 inch bubbles Blk
this Log cabin block
was done for a 5 inch
block made with 1
inch logs




LC 5 fill 71211 Blk this Log
cabin block was done for a 5
inch block made with 1 inch
logs see layout on follow-
ing page




Trapezoid 112613 A




Trapezoid 112613 B




Snowflake blk 1



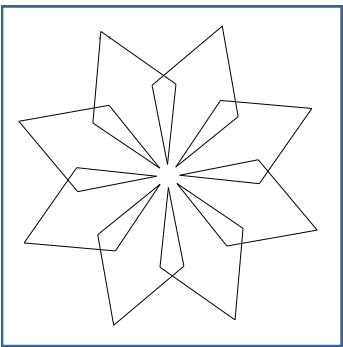
Snowflake blk 1B




Snowflake blk 3



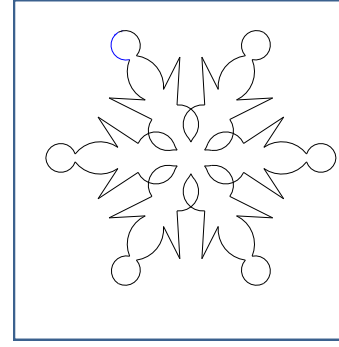
Snowflake blk 3B



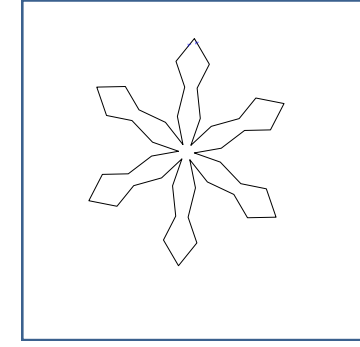
Snowflake blk 2




Snowflake blk 2B




Snowflake blk 4




Snowflake blk 5




Snowflake 2013 Border



Christmas tree
modern 2013 Blk



Christmas tree
modern 2013 Bdr




Christmas tree
modern 2013
Bdr without star


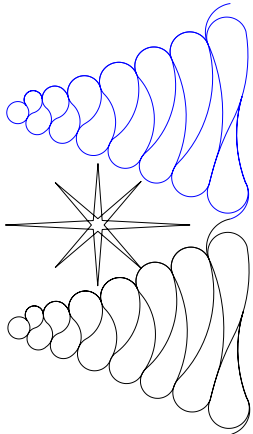
See layout on
following page



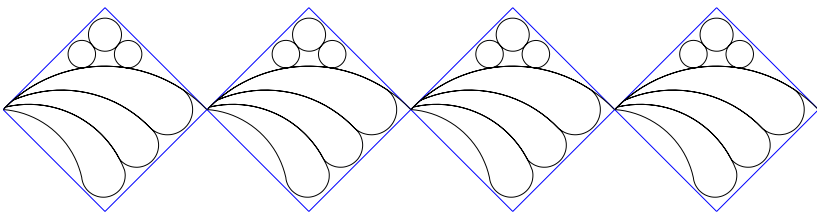
Teddy Bear Blk




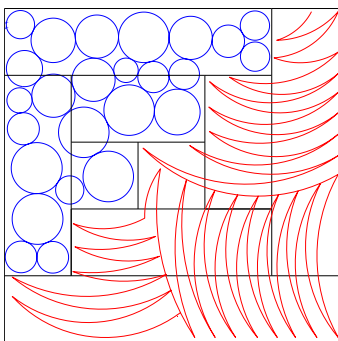
Christmas tree modern 2013 layout using the;
 Christmas tree modern 2013 Bdr (in black)
 Christmas tree modern 2013 Bdr without star (in blue)
 North star border corner blk found on my web site (in red)



Snowflake border 2013 layout




P2P feather pearl
 Sq on Pt layout



LC 4 inch bubbles blk and
 LC 5 fill 71211 blk

Spool Block layout


The patterns on this page will complete the quilt, “ Indian Orange Peel, by Karen Stone. There are many other quilts you can use these patterns on if you get use to finding the shapes in your quilts and combining them to use different patterns on for instance the melon shapes can be used to combine the double wedding ring blocks there are also melon shapes in many different quilts




IOP Bdr Cmr Blk 1




IOP Bdr Cmr Blk 1 B



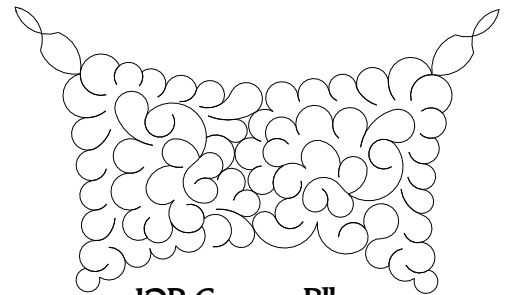
IOP Bdr Cmr Blk 1 C




IOP Bdr Blk 1



IOP Bdr Blk 1 B




IOP Corner Blk

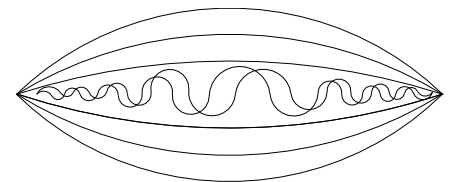


IOP Bdr Blk 2


IOP Curved Blk or
double wedding ring



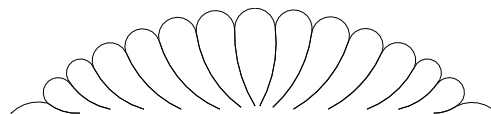
IOP 9 X 3 Melon Blk 3




IOP 9 X 3 Melon 2 P2P



IOP 9 X 3 Melon 1 P2P




IOP 9 X 1 and half Melon 3 P2P




IOP 9 X 3 Melon 907 Blk


Indian Orange peel layout 1



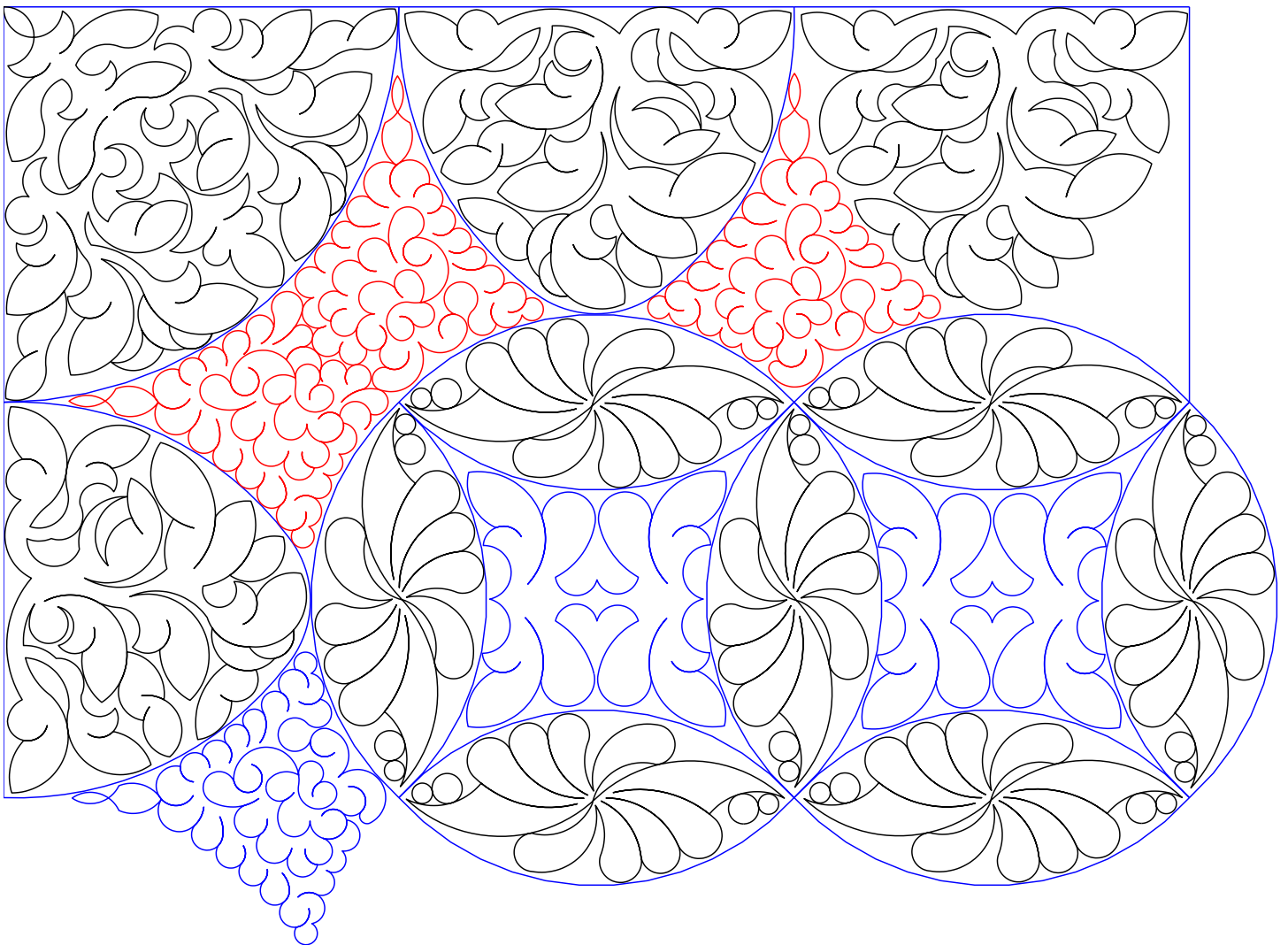
Indian Orange peel layout 2




Indian Orange peel layout 3



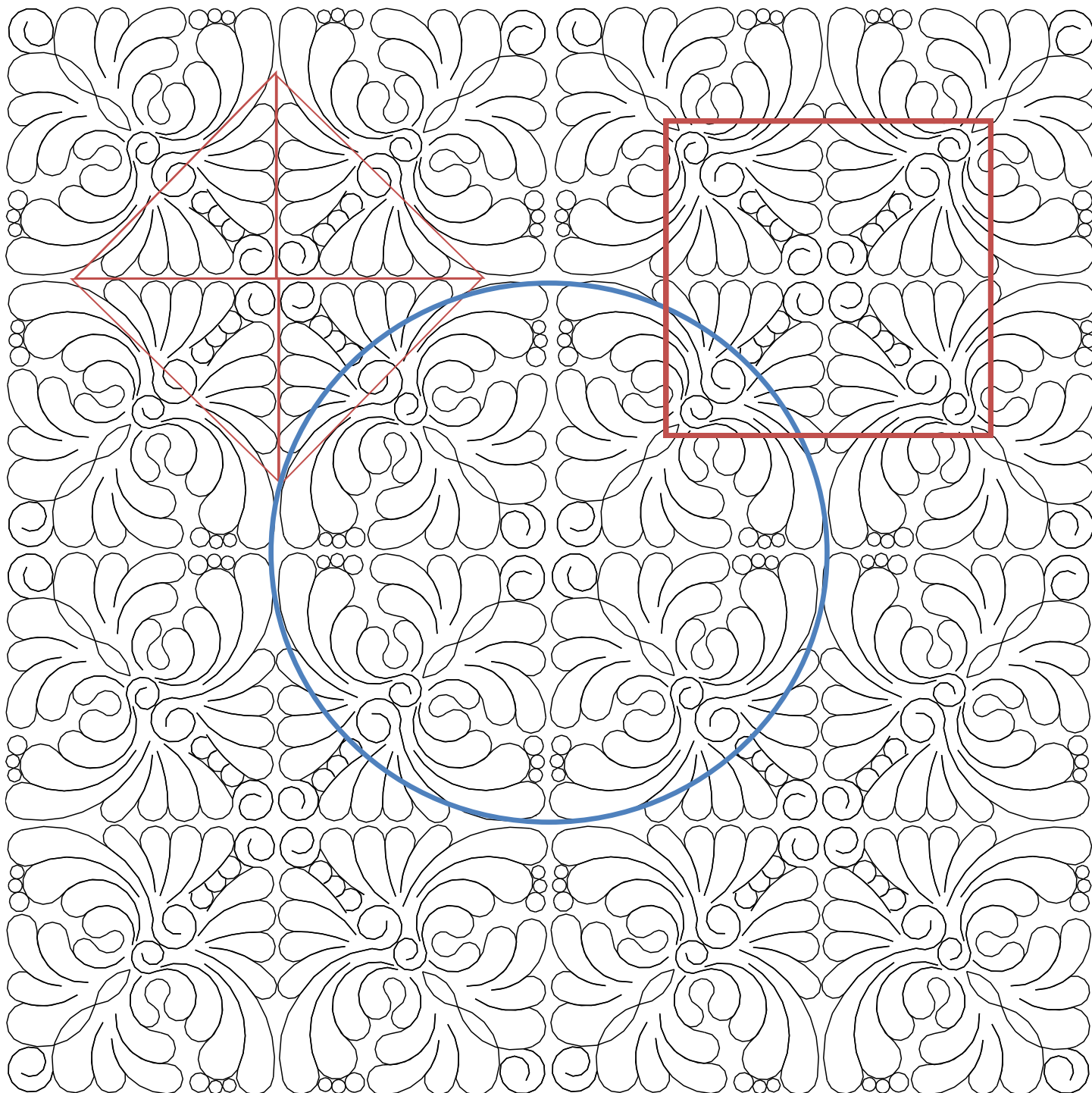
Indian Orange peel layout 4




This is Judy Niemeyer's quilt Japanese Fan using the Japanese fan or compass blk 1115




This is a sample of how you can use Japanese fan Blk 1116 in other quilts watch the secondary and third patterns that occur when you place them this actually will look great on many different quilts and give you a custom look when you only used one block look for the different shapes in your quilt when you place these or any blocks you may have blocks



Christmas tree modern 2013 E2E




Covered Wagon E2E




Western boots E2E




Teddy bear E2E




Snowflake E2E 2013



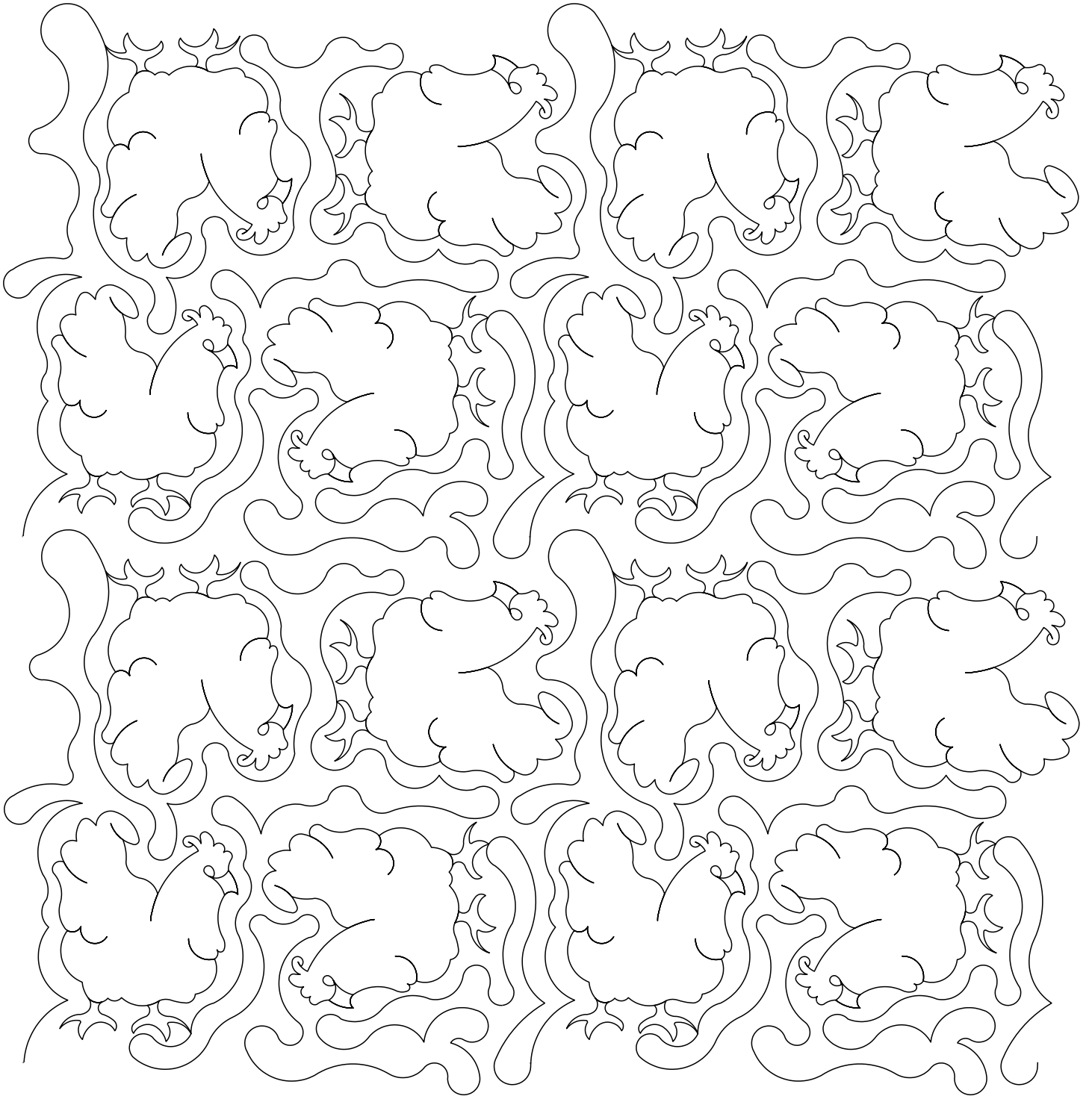
Snowflake E2E 2013 simple E2E



Chicken E2E



Chicken simple E2E



Beer or Soda mug E2E

