  
Wasatch Quilting—digitizedquiltingpatterns.com

Designs by—Nancy Haacke 801-546-3929

All patterns copyright © protected

PDF of May 2013

*“Masters Club”*


This months club patterns contains 46 patterns

<http://www.digitizedquiltingpatterns.com>

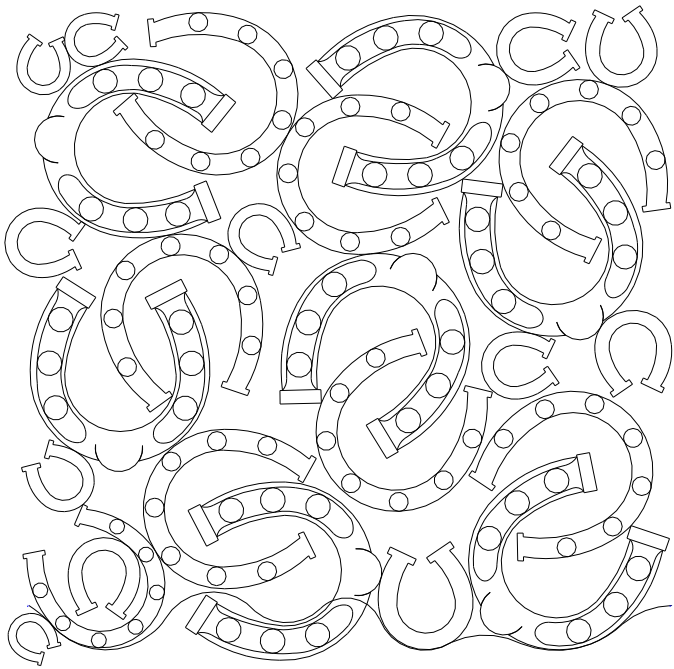
All patterns designed, digitized and owned by Nancy Haacke © copy right laws




Dandelion E2E




Frog and lily pad new nested E2E




Horse shoe E2E




Western E2E



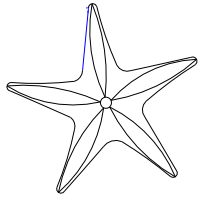
Bumble bee E2E



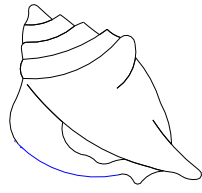
Piglet E2E



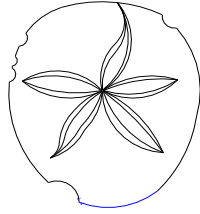
Frogs and lizards E2E



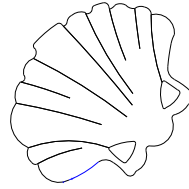
MM Sea shell Blk 1



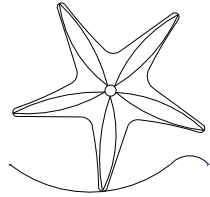
MM Sea shell Blk 2



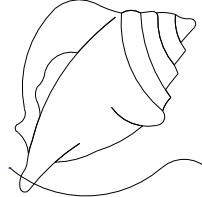
MM Sea shell Blk 3




MM Sea shell Blk 4



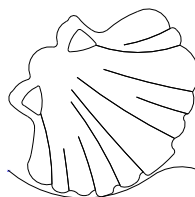
MM Sea shell  
Bdr 1




MM Sea shell  
Bdr 2



MM Sea shell  
Bdr 3



MM Sea shell  
Bdr 4



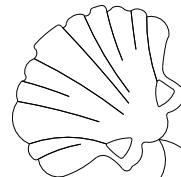
MM Sea shell  
Bdr Crnr 1



MM Sea shell  
Bdr Crnr 2



MM Sea shell  
Bdr Crnr 3



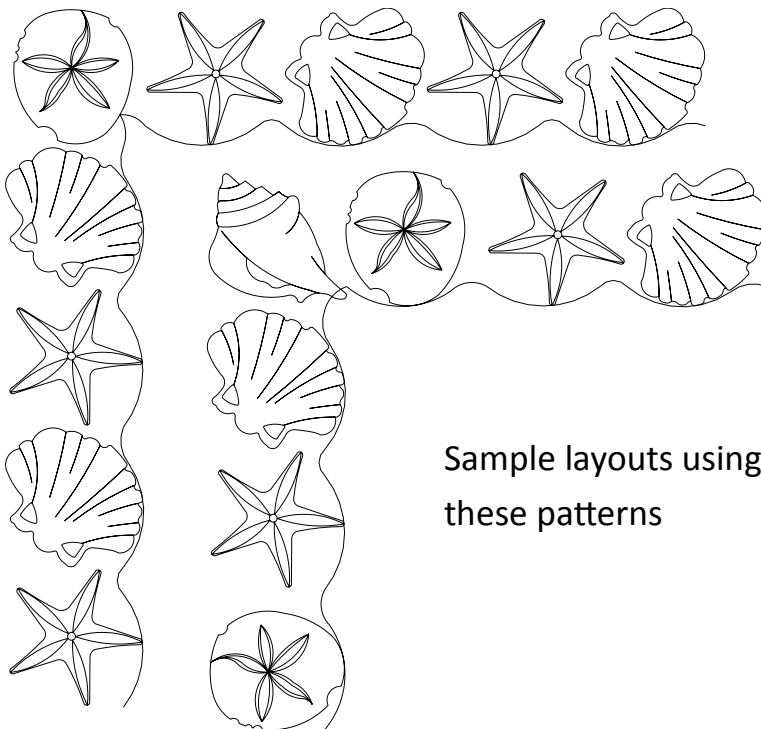
MM Sea shell  
Bdr Crnr 4

### Sea Shell Mix and Match borders

( M & M's) you can use any of these together to make your own sea shell border and corners.

They will all connect in the same place. If you do not want a border and corner to connect you can use a block instead and place it where you want it.


( M & M's) if it has an MM in front of the name it is a mix and match



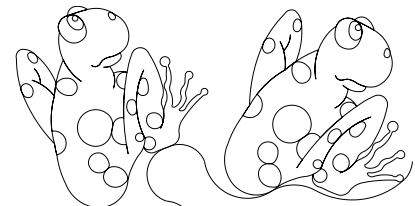
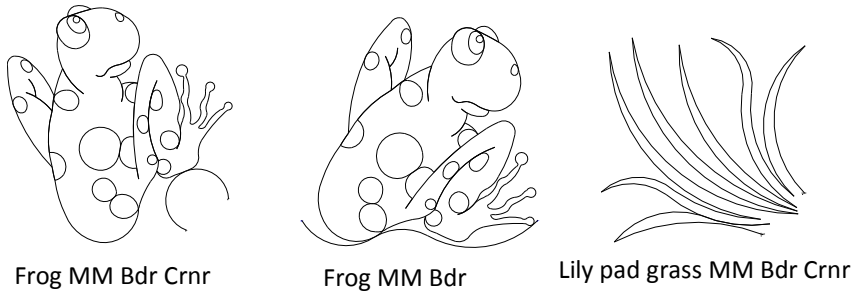
Sample layouts using these patterns




Frog and lily pad Mix and Match (MM) pattern set (7 patterns)




Sample layout




Sample layout



Lily pad MM P2P 2 X 9 sashing  
This is one piece—you can create the same thing making the size you want by using the lily pad Bdr part 1 and 2




Frog and lily pad border ....the original height on the frog was a 5 inch border and the original height on the lily was 2 inches but the height can be adjusted to fit nicely and interchanged

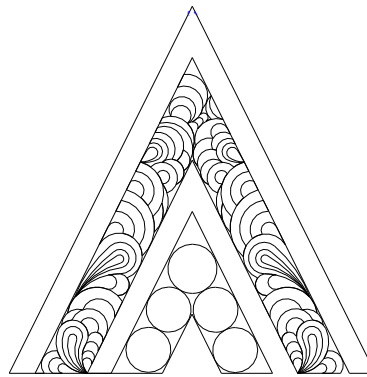


This is using the triple sashing with the grass Bdr Crnr


The Sherbet patterns were made for the quilt called "Sherbet Stars" by Bonnie Olaveson at Cotton Way quilt shop see photos and layouts on following pages




Sherbet 4 Tri fill 2




Sherbet 4 Tri fill



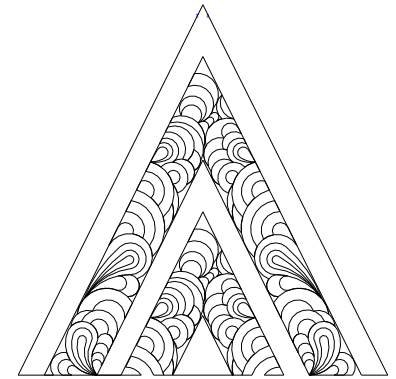
Sherbet Mosaic 4 Bdr




Sherbet corner P2P




Sherbet 4 Tri P2P 1




Sherbet 4 Tri fill 3



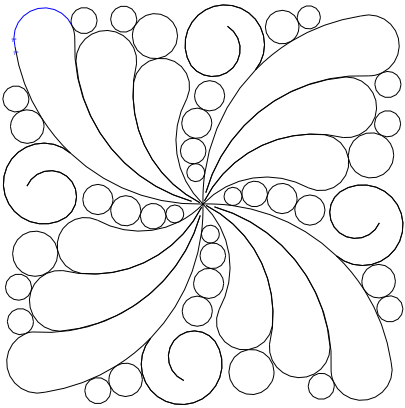
Sherbet 12 Blk



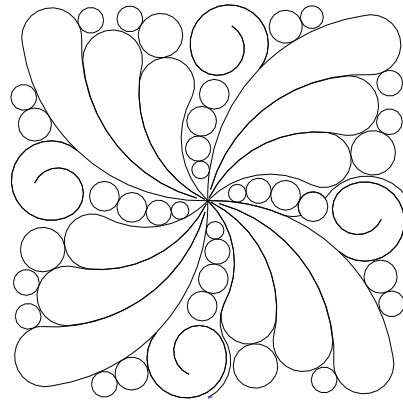
Sherbet Mosaic 4 Bdr Crnr Blk



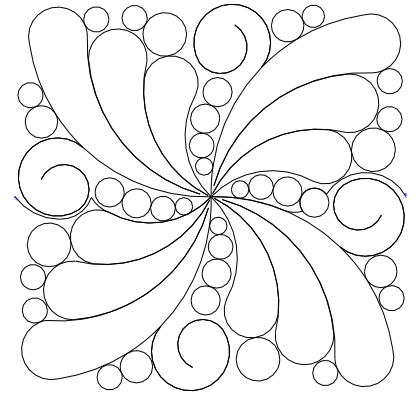
Sherbet 4 Blk 2



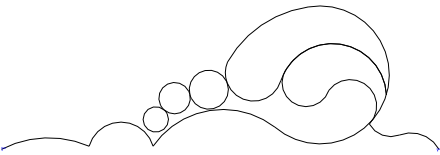
Sherbet 4 Blk 1



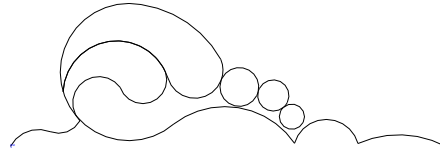
Sherbet 4 Bdr Cnr



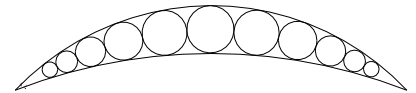
Sherbet 4 Bdr



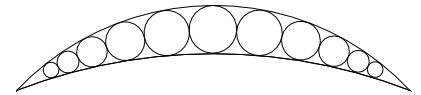
Sherbet Star P2P 1




Sherbet Star P2P 1 mirrored




Curve Pearl Blk




P2P Curve Pearl Blk




Sherbet 8 Blk 3




Log Cabin P2P Tri 2 part 1




Log Cabin Tri P2P see layouts following pages



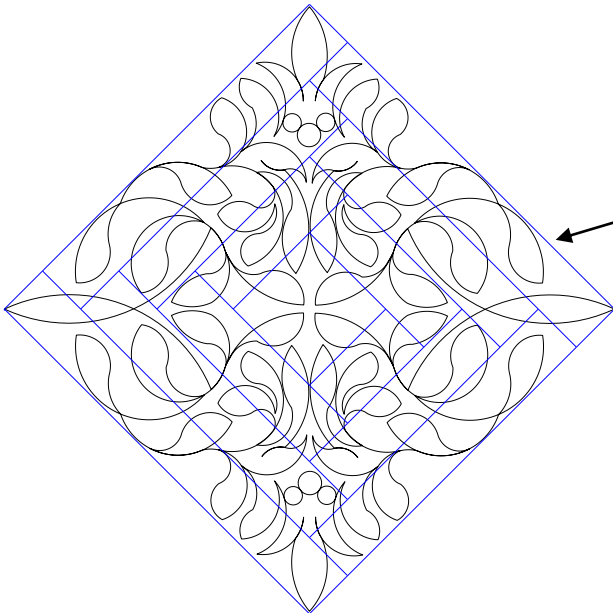
Log Cabin P2P Tri 2 part 2 see layouts on the following pages



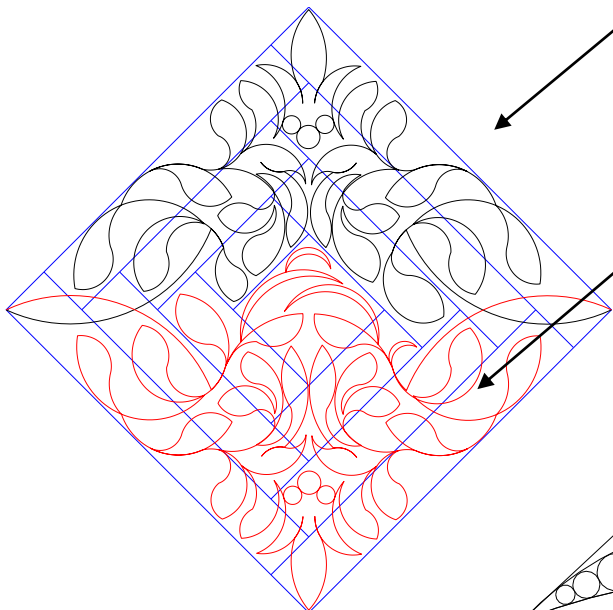


Log Cabin Tri P2P  
2 snapped together back to  
back



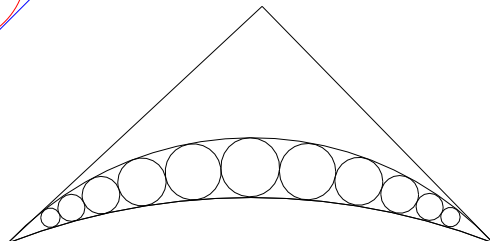
Log Cabin Tri P2P



Log cabin Tri P2P Shown with Log Cab-  
in Block behind it.




Log Cabin P2P Tri 2 part 1 and 2 shown  
with 8 inch log cabin block


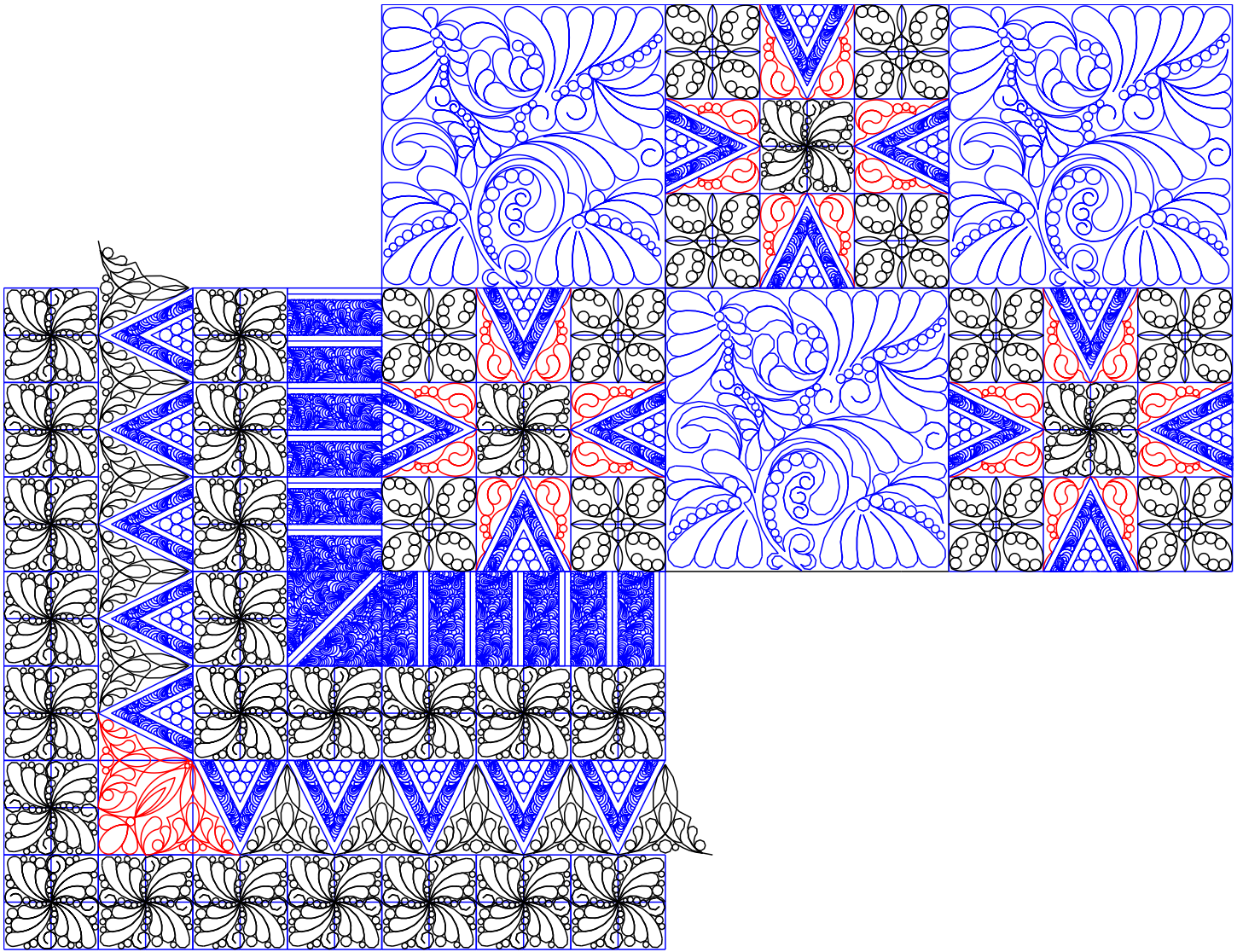


P2P curve pearls layout



The *Sherbet patterns* were made for the quilt called *"Sherbet Stars"* by Bonnie Olaveson at Cotton Way quilt shop the next few pages show actual photos and layouts on what you can do with these patterns the photos were from *Kaylene Parry* of Lehi, Utah, from a quilt she is entering in the Home Machine Quilt Show in Sandy Utah this month.









*Actual photos of the quilt "Sherbet Stars" pieced and quilted by Kaylene Parry as a show quilt.*











Dandelion E2E X 4



Frog lily pad E2E nested



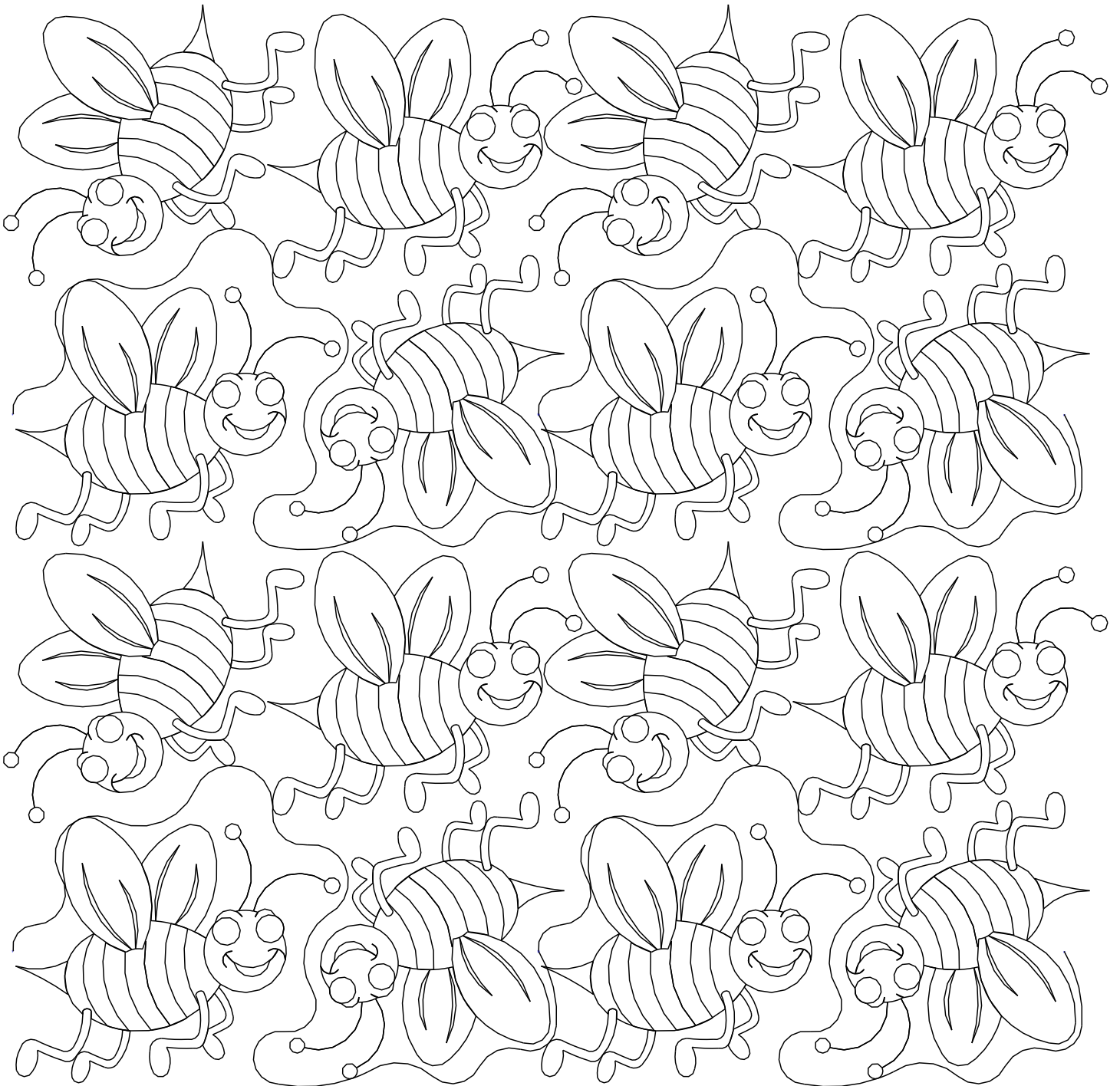
Horse shoe E2E X 4



Western E2E X 4




Bumble Bee E2E X 4





Piglet E2E X 4





Frogs and Lizards E2E

