

Wasatch Quilting—digitizedquiltingpatterns.com

Designs by—Nancy Haacke 801-546-3929

All patterns copyright © protected

PDF of April 2013 Masters Club Patterns


In Celebration of the 1 year Birthday,  
of Wasatch Quilting's

*“Masters Club”*


This months club patterns contains 64 patterns  
thank you club members for making  
“The Masters Club” a success!

<http://www.digitizedquiltingpatterns.com>

All patterns designed, digitized and owned by Nancy Haacke © copy right laws




Cherry Blossom E2E




Butterfly and Cherry Blossom E2E



Hummingbird and Cherry Blossom E2E



FB Swan Song E2E




Spiral E2E slightly nested

This looks way cool on a quilt


See layout sample on following pages



Birds and Berries simplified E2E




Ovals E2E




Turtles slightly nested E2E



Hummingbird and Cherry Blossom Bdr Crn




Hummingbird and Cherry Blossom Bdr



Cherry Blossom

TIC Blk


(Triple Irish Chain Blk)



Pansy Butterfly 7 Bdr Crnr

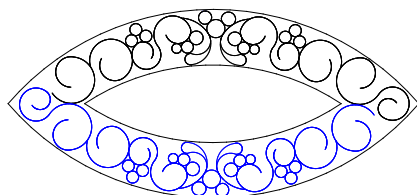
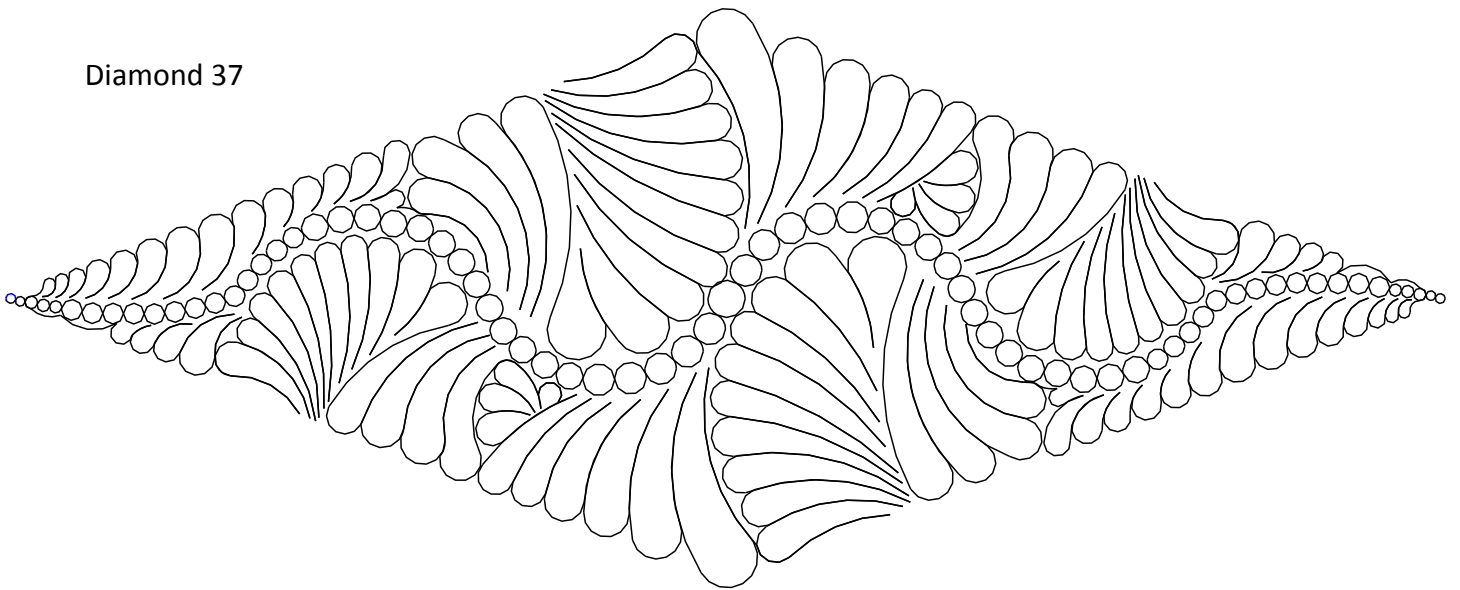


Pansy 7 Bdr



Pansy Butterfly 7 Bdr

Diamond 37




FY Melon 3 Blk

This block is for a melon shape that measures 12" tip to tip has a 2.25 middle opening and 5.25 outer opening

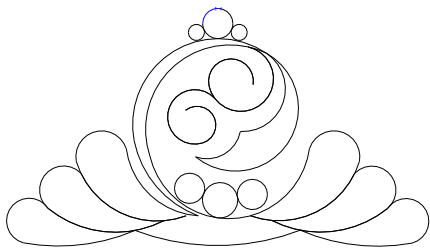
# French Braid Quilt patterns

Layout with measurements on Pg. 4


There are 16 patterns in this set




FB Blk on Pt. 11




FB Tri 5



FB 2 Bdr  
Crnr Blk



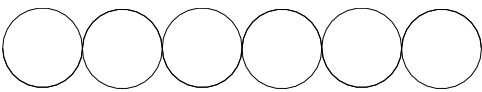
FB 2 Bdr




FB mini  
feather curl  
P2P




FB mini  
feather  
P2P




FB mini Pearl Bdr



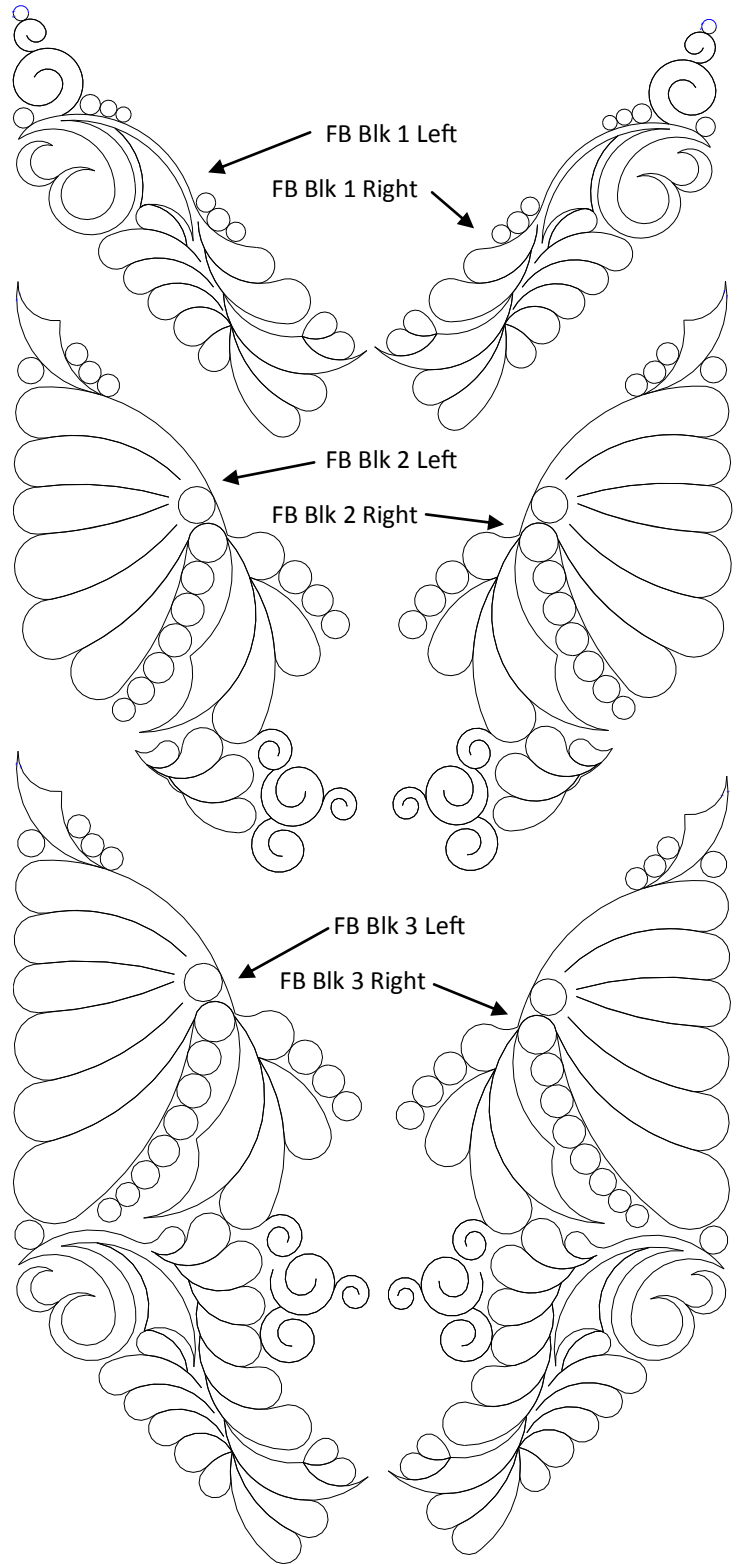
FB 4 Bdr 1

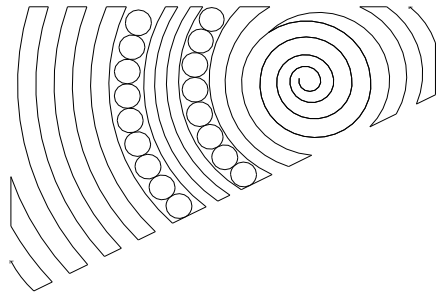


FB 4 Bdr Crnr 2



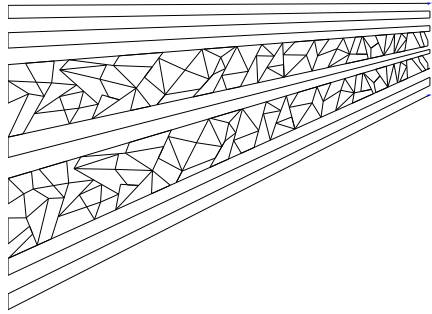

FB 4 Bdr 2






Pinwheel blade 1

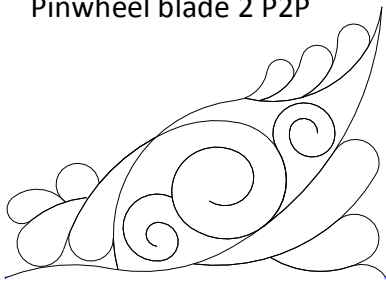
Hummingbird with  
Cherry blossom Blk




Pinwheel blade 2 P2P




BP Tri P2P 2




Pinwheel blade 3 P2P




BP Blk 1



Butterfly 3 Blk




BP Tri P2P 1




Turtle Blk

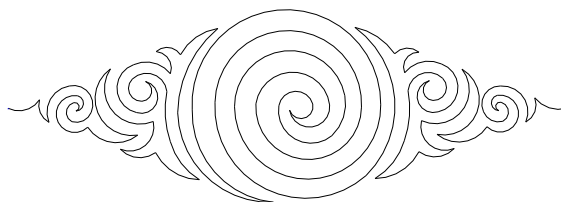
Patterns for "Starburst"  
quilt by Derek Lockwood



SB P2P Spiral Sq. on Pt. 9 used in layout 1




SB Spiral 9 Blk 2 used in layout 3




SB P2P Spiral 7 X 17.5



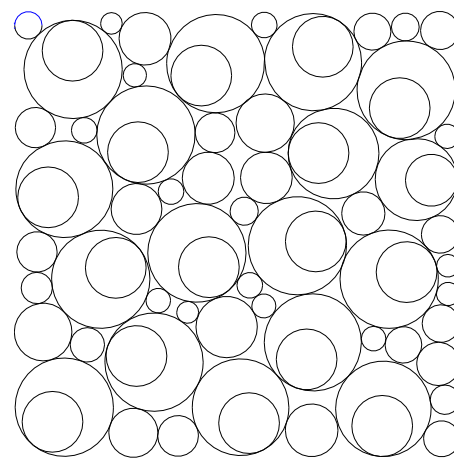
SB Spiral Bdr 4 and  
SB Spiral Bdr 4 Crnr



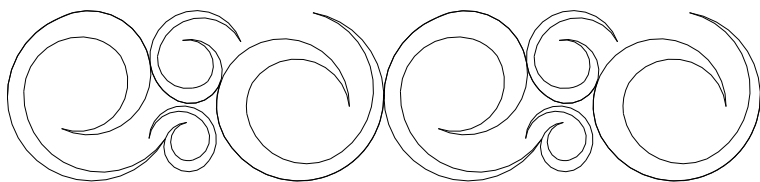
SB Spiral 9 Blk 1 used in layout 2



SB Spiral Blk 3 used in layout 4




SB Bubble 9 Blk



Windee Bdr

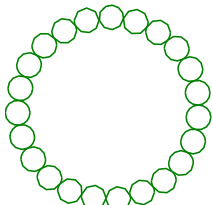

SB Lg Bubble Trapezium 31 X 13 see layout suggestions following pg.

You also receive this in a mirrored pattern not shown

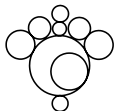


# “Mariner Star”

These star patterns are from Judy Neimeyer’s quilt pattern “Mariner Star” there are 2 layouts for each star. Included in this set is 13 patterns.



MS 2 circle of pearls



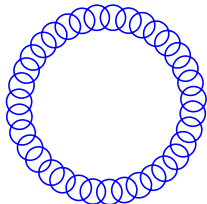
MS 2 spike fill 1



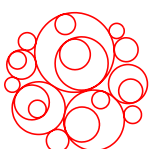
MS 2 spike fill 2



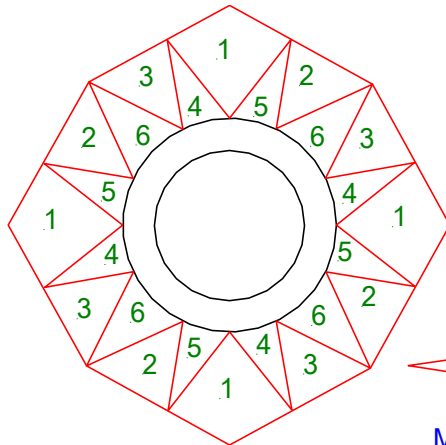
MS 2 spike fill 3



MS 2 circles in a circle



MS 2 circles in a circle 2



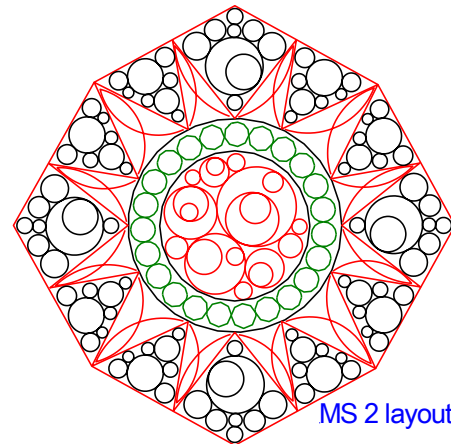
MS 2 spike fill 4



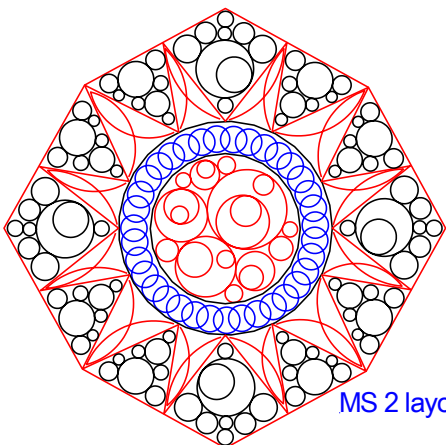
MS 2 spike fill 5



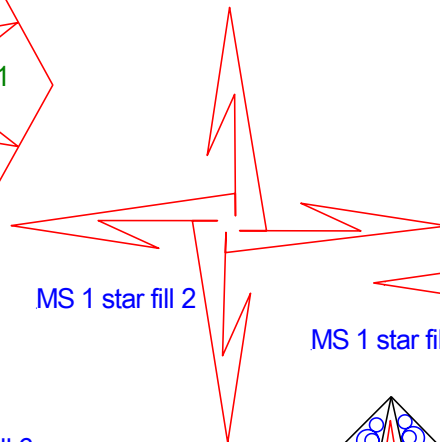
MS 2 spike fill 6



MS 2 layout 1



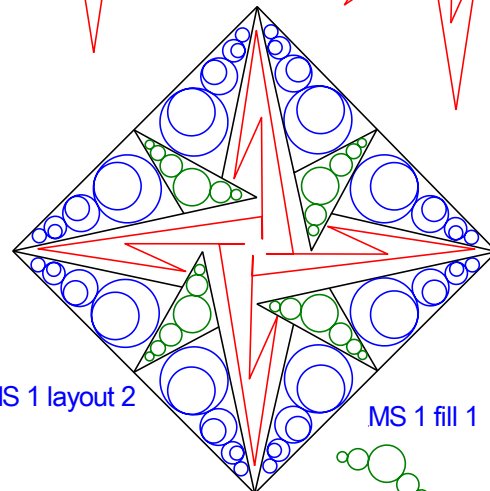
MS 2 layout 2



MS 1 star fill 2

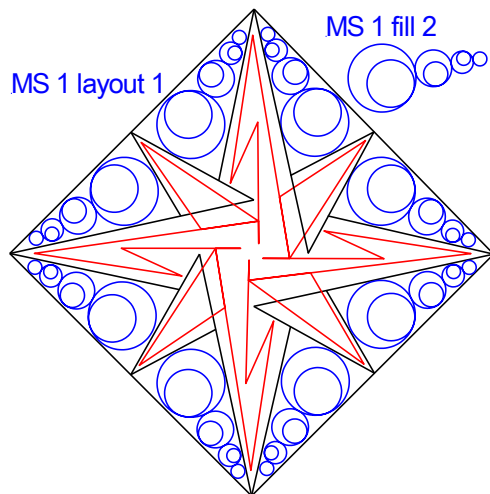


MS 1 star fill 1



MS 1 layout 2

MS 1 fill 1



MS 1 layout 1

MS 1 fill 2




## FRENCH BRAID QUILT


This is the quilt layout for a French braid quilt using 2 inch middle squares on point

7 1/2" larger middle square on point

There are 3 different sizes to the braid a 2 inch, 4 inch and a 6 inch. The corner triangle are 5 1/2 " on the 2 equal sides

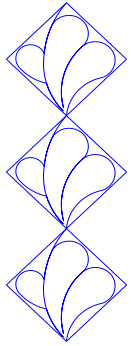


# French Braid quilt layout with borders

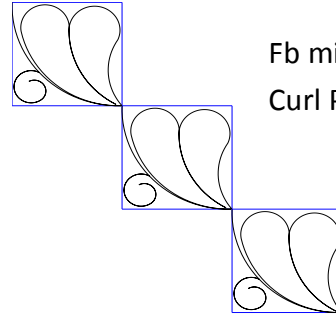
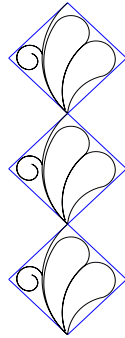
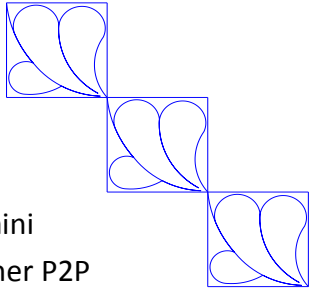


# Layouts

These are just suggestions with the French Braid quilt patterns, you can play with these and lay them out any way you want





Fb mini feather P2P

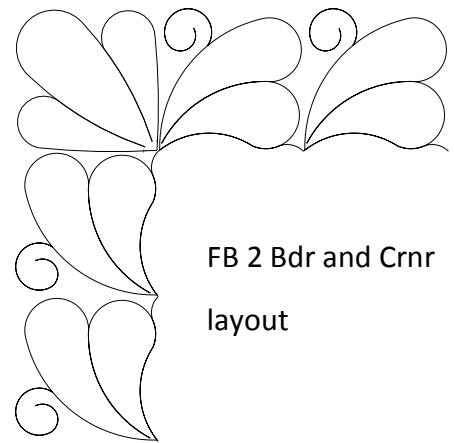


Fb mini feather Curl P2P


FB 4 Bdr 1 laid out vertically for sashing




FB 4 Bdr 1 and FB 4 BDR Crrr 2 layout




FB 2 Bdr and Crrr layout




FB 4 Bdr 2 and FB 4 BDR Crrr 2 layout




FB 4 Bdr 1 laid out horizontally for border




Pinwheel quilt layout using Blade 2 and blade 3




Pinwheel quilt layout using blade 1 and 3






Hummingbird and  
Cherry Blossom Border  
and corner layout




Cherry Blossom  
TIC layout



This Bear Paw Blk was made using;

BP Tri P2P 1 and

BP Tri P2P 2



This Bear Paw Blk was made using;

BP Tri P2P 1 and

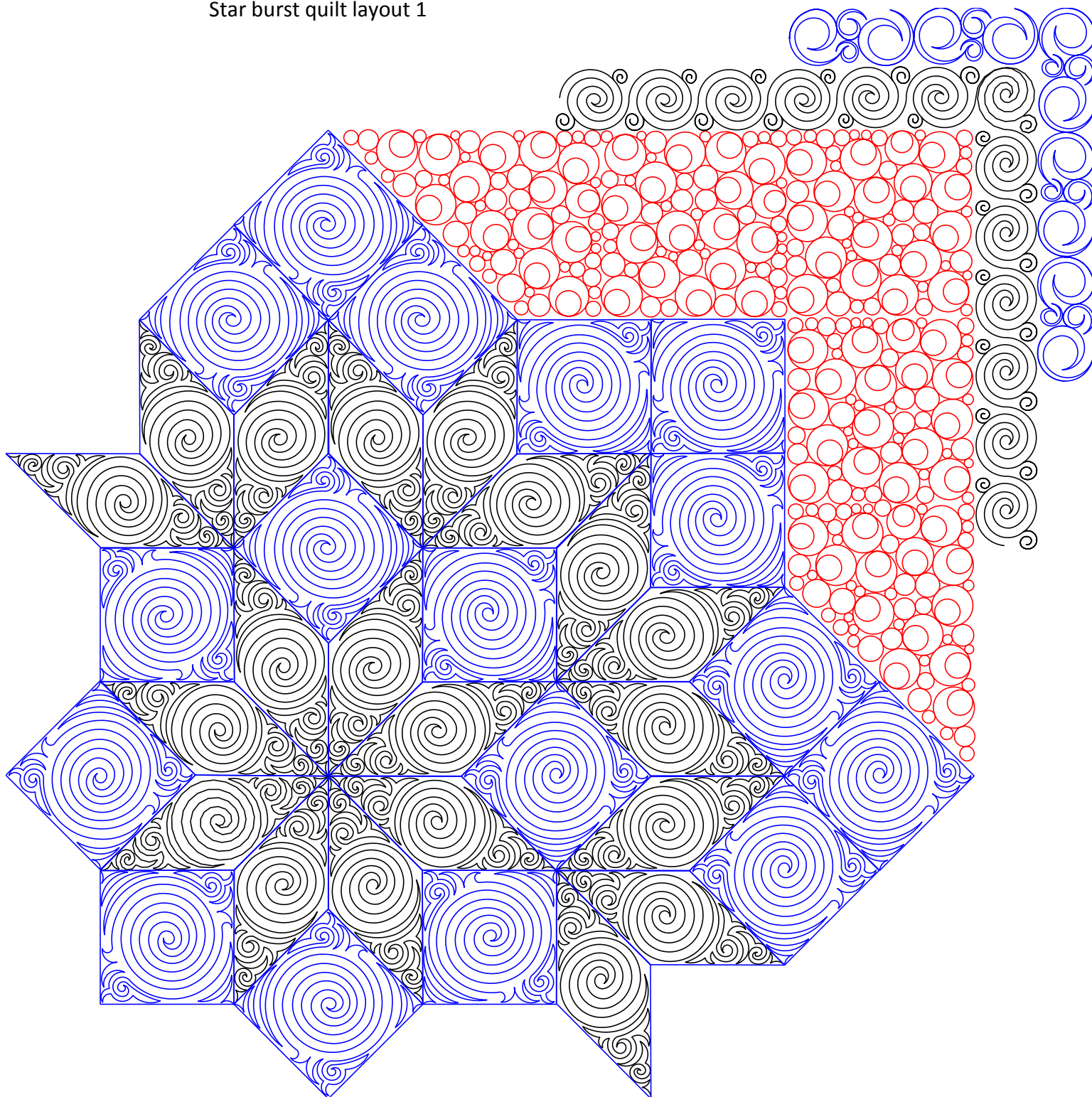
BP Blk 1

“Starburst quilt” by; Dereck Lockwood

Patterns used in this layout; SB P2P Spiral 7 X 17.5, SB P2P Spiral Sq. on Pt. 9, SB Spiral Bdr 4, SB Spiral Bdr 4 Crnr, Windee Bdr, SB Bubble 9 Blk, SB Lg Bubble Trapezium 31 X 13

Patterns designed by; Nancy Haacke

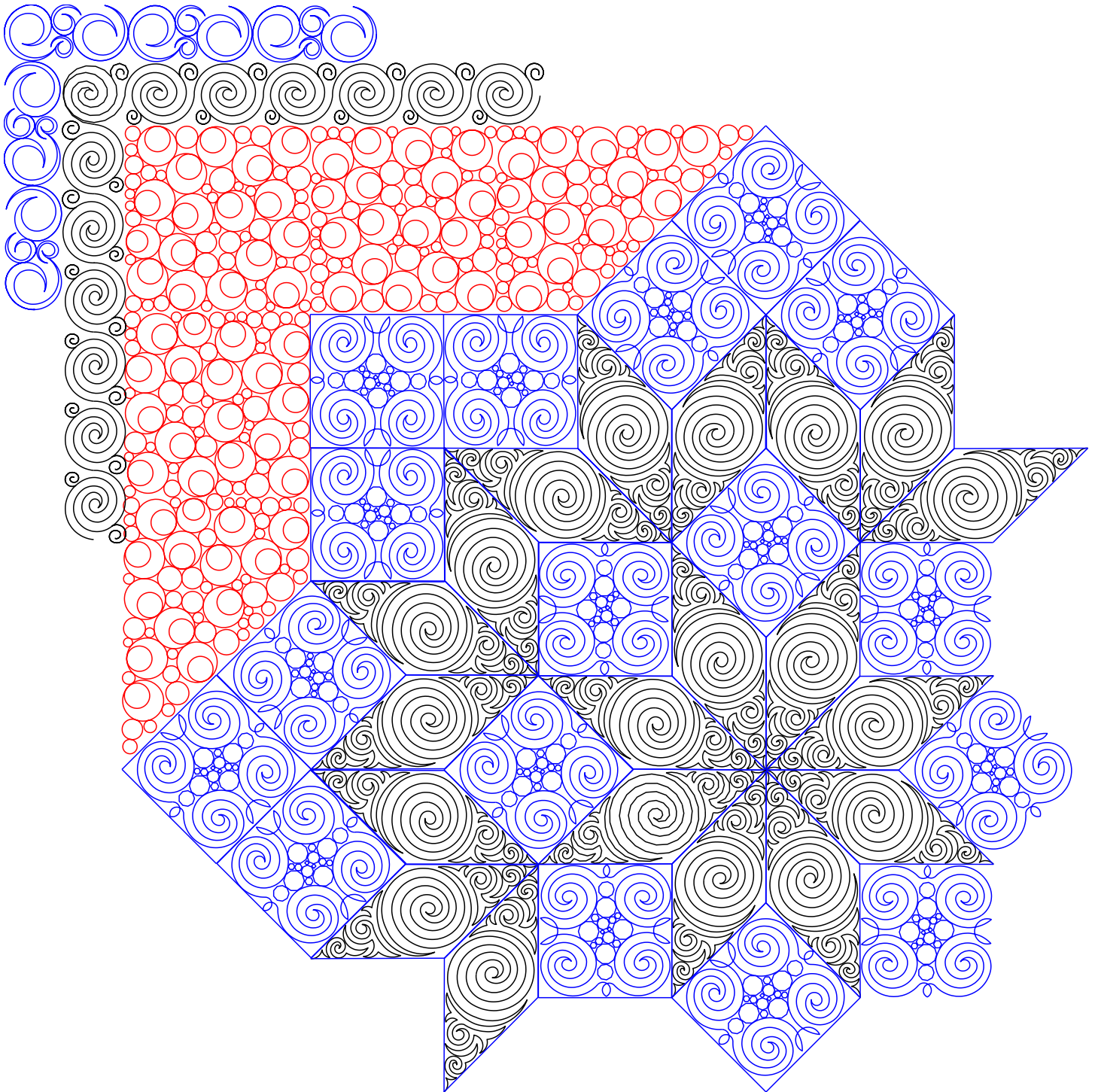
Star burst quilt layout 1



Star burst quilt design by, Dereck Lockwood

Quilt patterns by Nancy Haacke layout 2

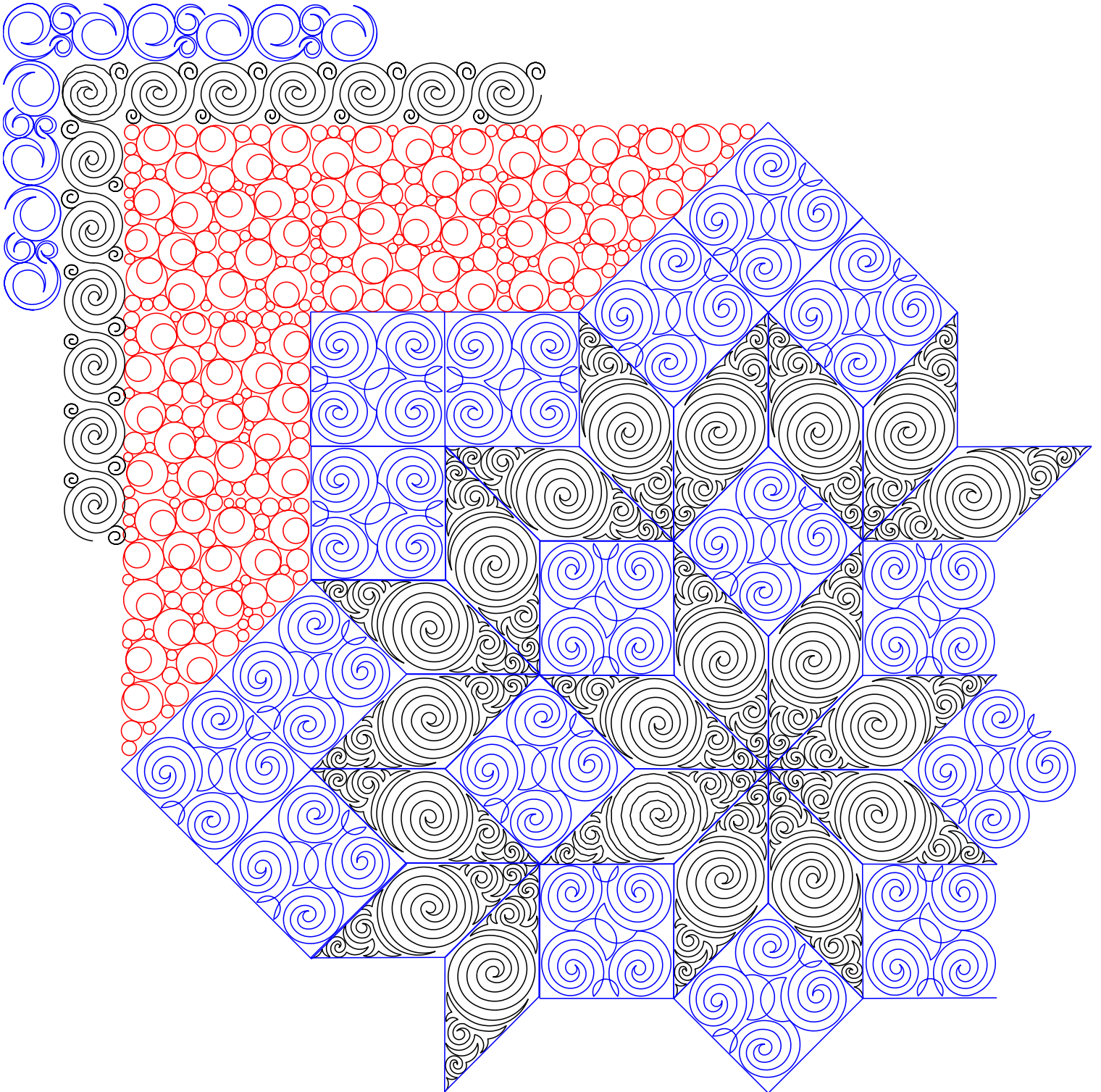
Patterns used in this layout; SB P2P Spiral 7 X 17.5, SB Spiral Blk 1, SB Spiral Bdr 4, SB Spiral Bdr 4 Crnr,  
Windee Bdr, SB Bubble 9 Blk, SB Lg Bubble Trapezium 31 X 13





## Starburst layout 3

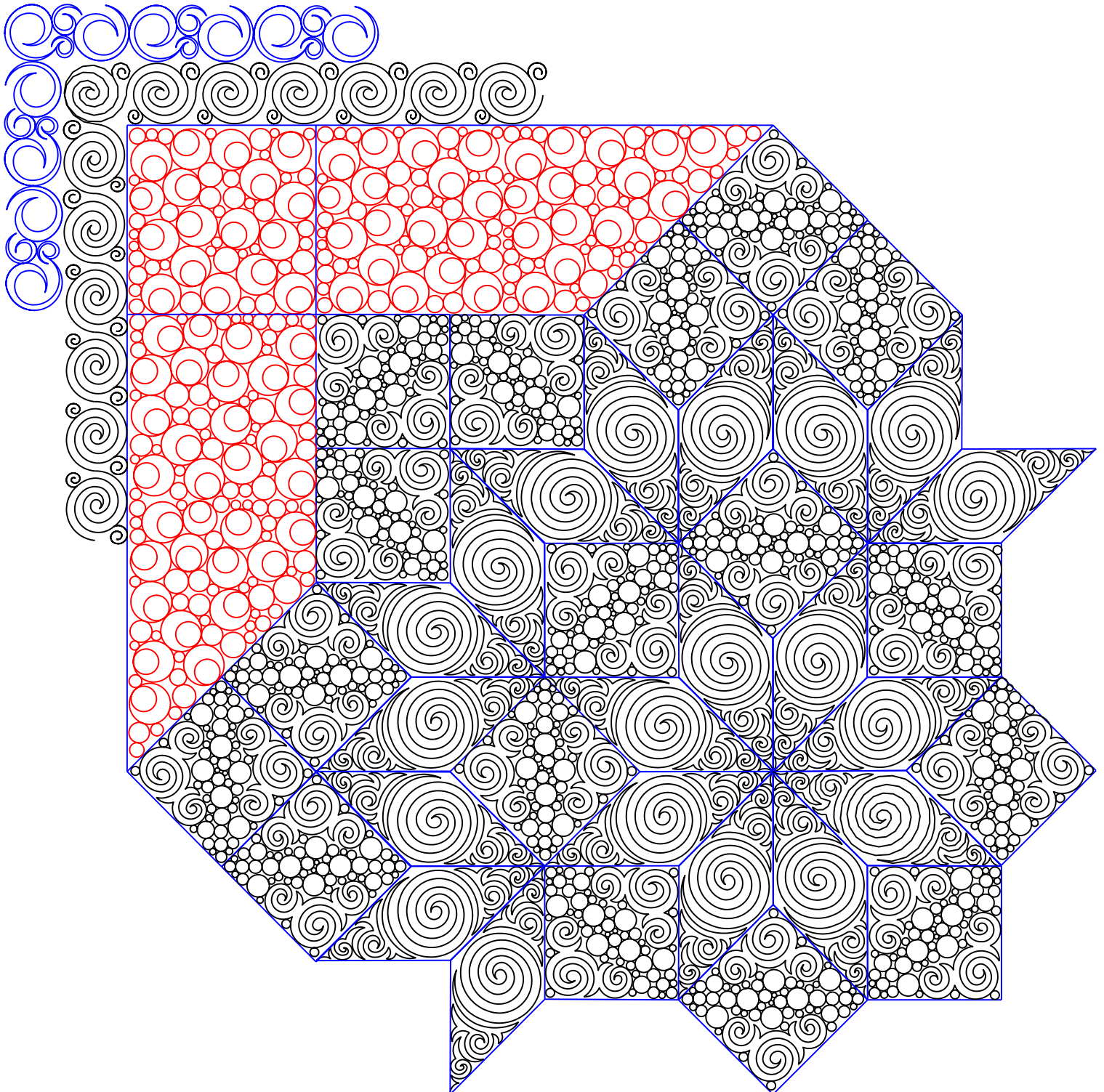
Patterns used in this layout; SB P2P Spiral 7 X 17.5, SB Spiral Blk 2, SB Spiral Bdr 4, SB Spiral Bdr 4 Crnr,  
Windee Bdr, SB Bubble 9 Blk, SB Lg Bubble Trapezium 31 X 13




Star burst quilt design by, Dereck Lockwood

Quilt patterns by Nancy Haacke layout 4


Patterns used in this layout; SB P2P Spiral 7 X 17.5, SB Spiral Blk 3, SB Spiral Bdr 4, SB Spiral Bdr 4 Crnr,  
Windee Bdr, SB Bubble 9 Blk, SB Lg Bubble Trapezium 31 X 13




FB Swan Song E2E X 4




Butterfly and Cherry blossom E2E X 4




Hummingbird and Cherry Blossom E2E X 4



Cherry Blossom E2E X 4



Spiral E2E slightly nested X 4




Birds and Berries E2E simplified X 4





Ovals E2E X 4



Turtles slightly nested E2E X 4

