

Wasatch Quilting—digitizedquiltingpatterns.com


By—Nancy Haacke 801-546-3929

All patterns copyright © protected


PDF of March 2013 Masters Club Patterns

<http://www.digitizedquiltingpatterns.com>

All patterns designed, digitized and owned by Nancy Haacke © copy right laws




**Pansy E2E**




**Tropical leaves E2E**




**Lamb E2E**



**Lamb simple E2E**




**Circle Meander Sq'd** Quilts out quickly




**Fern Damask E2E** Slightly nested


Quilts out quickly




**Hills E2E** slightly nested

**Puff and fluff E2E** Quilts out quickly and it is fun to size it up and down for different effects






Pansy Bdr X 2




Pansy Blk




Pansy 3 Blk



Pansy Trapezium

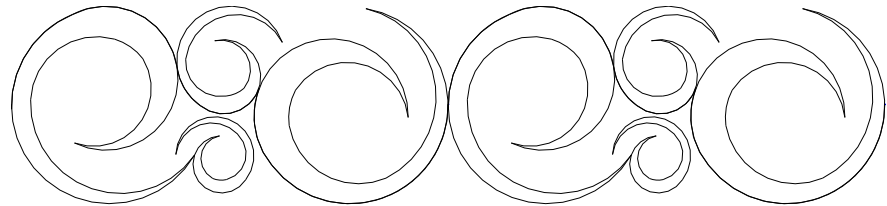


Pansy P2P Tri




Damask 5 Bdr Crnr



Goes with Damask 5 Bdr  
from November 2012 club



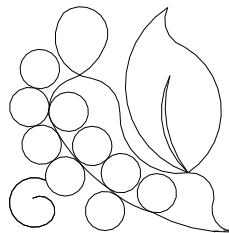
Windee Bdr X 2 Goes with Windee E2E




Berries and leaves Bdr and Crnr layout




Berries and leaf Bdr  
goes with birds and  
berries E2E from Sept.




Berries and leaf  
Bdr Crnr Blk




P2P BSS Fern Rec 2 X 4



P2P BSS Fern Par1.5 X 4.5



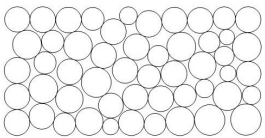
P2P BSS Fern Par2 X 6



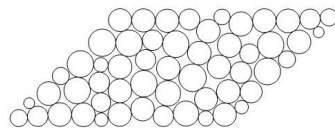
P2P BSS Fern Par4 X 8



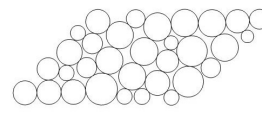
P2P BSS Fern Par4 X 8 mirrored



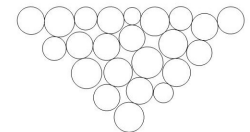
Pebble fill 2 X 4 Blk



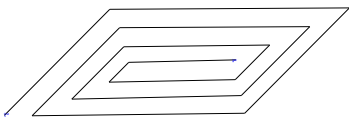
Pebble fill 2 X 6 Par Blk




Pebble fill 1.5 X 3.75  
Par Blk



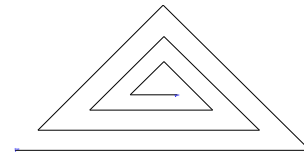
Pebble fill 2 X 4 Tri Blk




BSS Par 1.5 X 4



BSS Rec 2 X 4



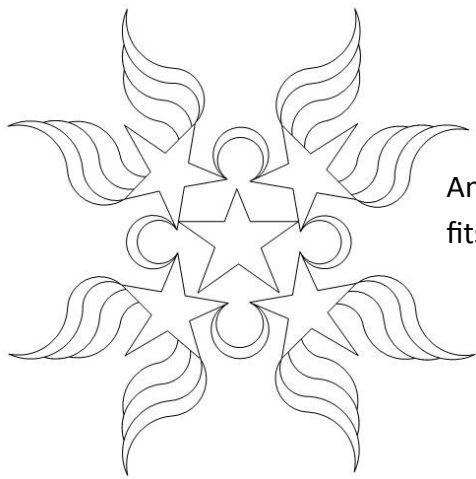
BSS Tri 2 X 4



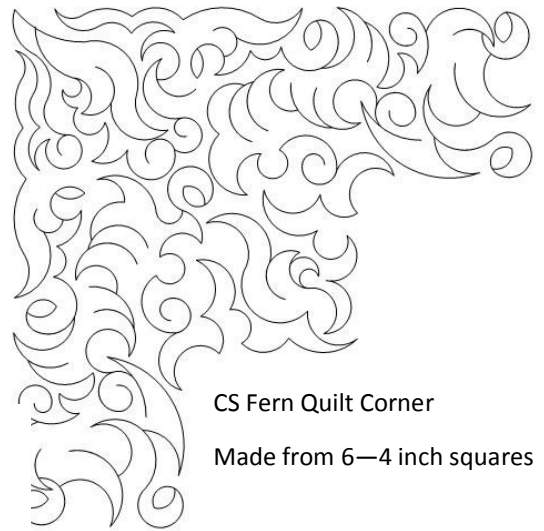
**Am 8 ptd 16 star Blk 3**

This pattern is a little dense for some smaller stars it was made for a 16 inch star but will look ok from about 12 inches up.


It was made for the Le Moyne style star



Am 8 ptd star Blk 1  
fits the Le Moyne style star



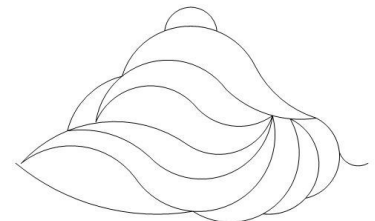
CS Fern Quilt Corner  
Made from 6—4 inch squares



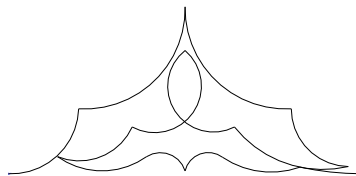
Am 8 ptd star Blk 2  
fits the Le Moyne style star




Fern Sq on Pt 6 Blk




DP Folded stripes P2P



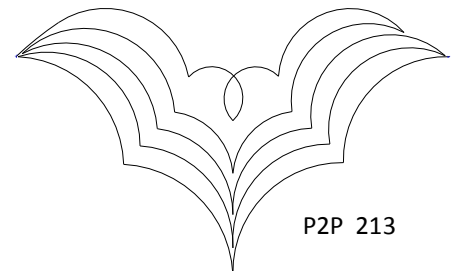
P2P Tri 213 Sm




DP Stars and stripes P2P



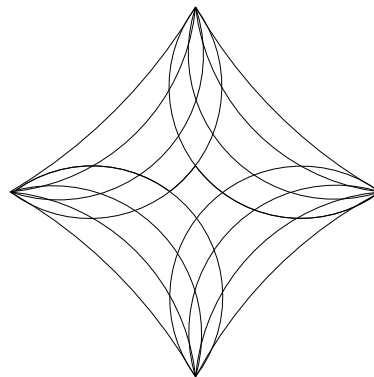
P2P Tri 213



P2P 213




Am 8 ptd star Blk frame 2  
fits the Le Moyne style star




Multi curve P2P or Blk

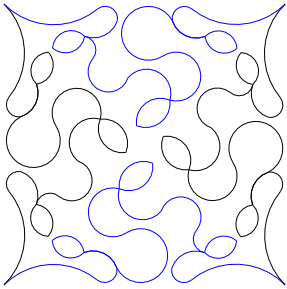
## Ideas for using P2P triangles




Pansy P2P Tri X 2



Pansy P2P Tri X 3



Pansy P2P Tri X 4





Pansy Blk layout using;

Pansy P2P Tri,


Pansy Blk 3,

and Pansy Trapezium to make a wreath

Bali Sea Star Layout Quilt by Kim Brackett




Mark Lipinski's QOV Quilt layout made with the Le Moyne style star






## Ideas for using the P2P 213 patterns




Can you see the frame that the multi curve puts around the others.


These are fun to play with and get a lot of different effects

Puff and fluff E2E X 12






Fern Damask E2E X 4 slightly nested




Pansy E2E X 4




Tropical leaves E2E X 4



Circle Meander Sq'd



Lamb simple E2E X 4





Lamb E2E X 4

